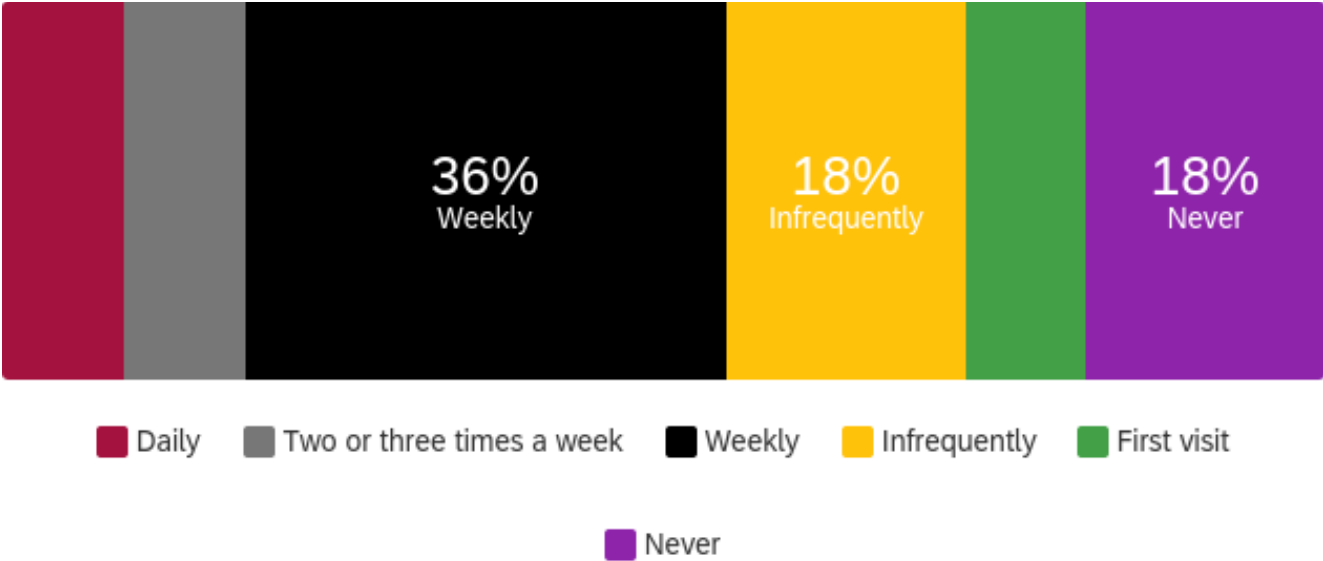


# Library Satisfaction Survey - Students

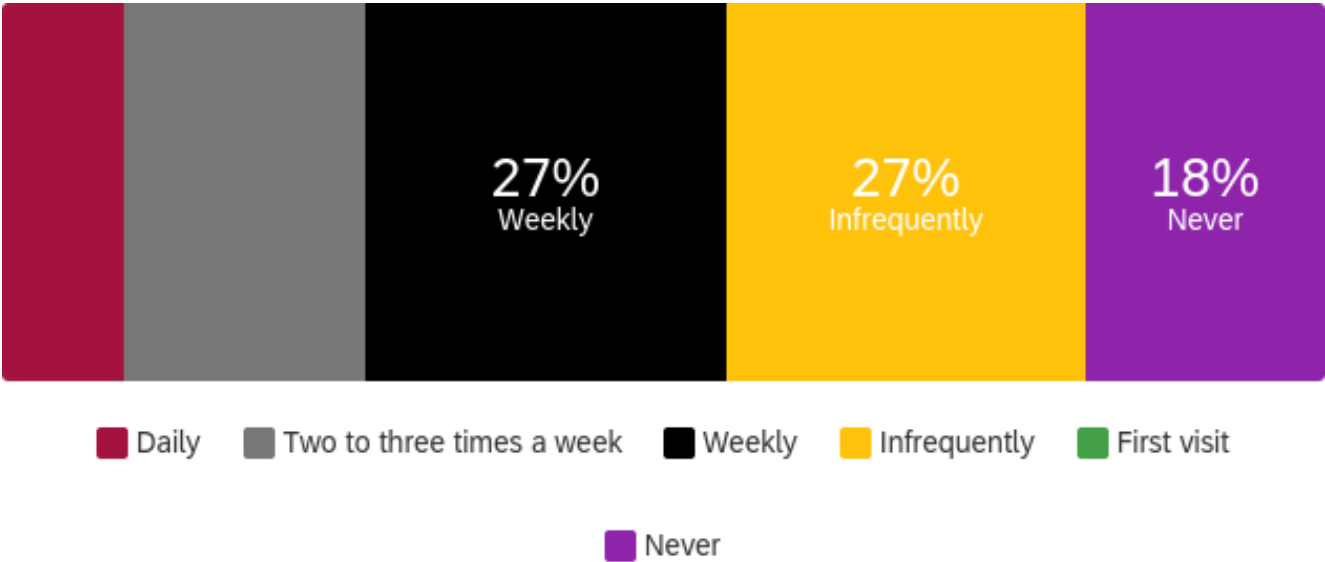
AY 2024-25

Q2 - How often do you visit the Library in person?



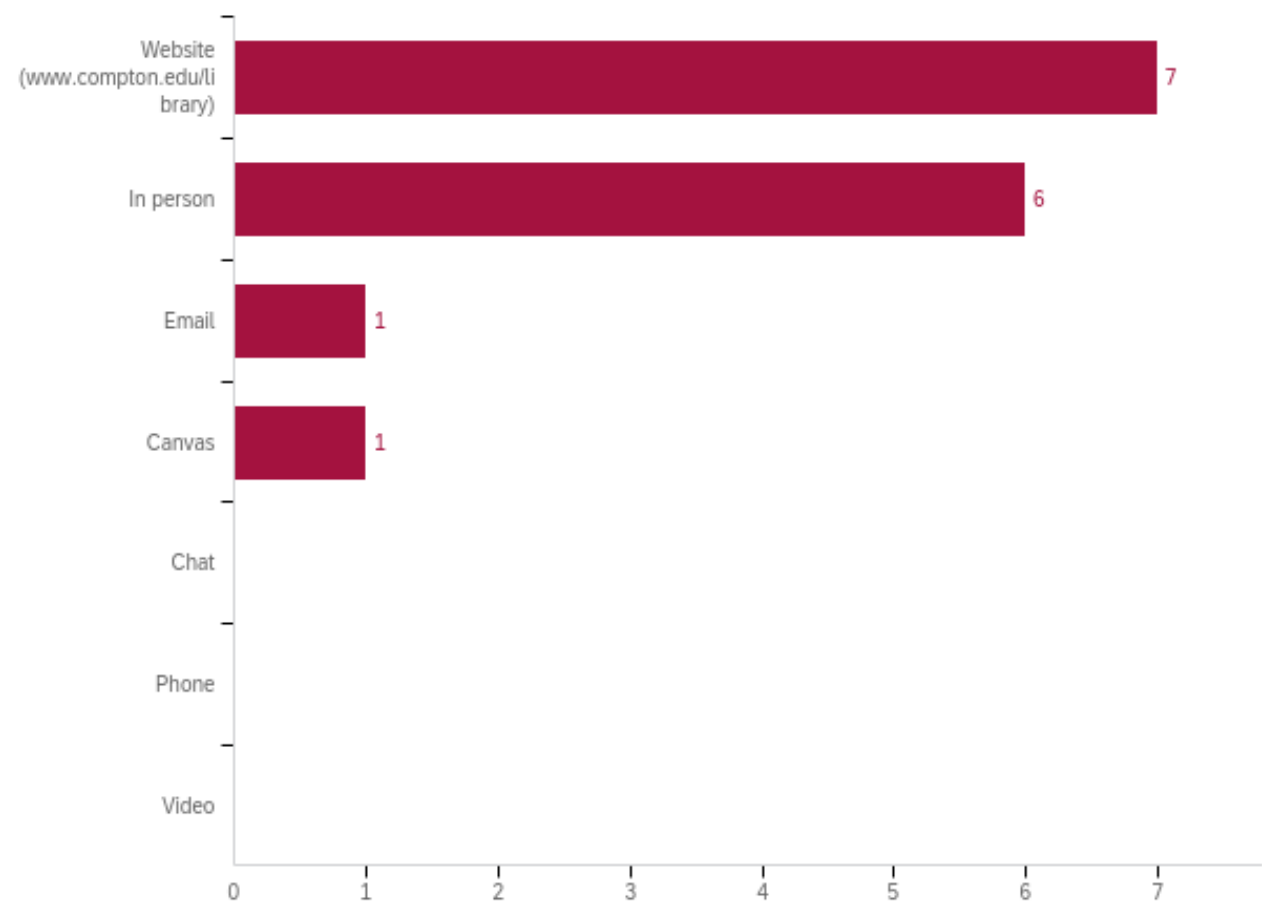
#	Answer	%	Count
1	Daily	9.09%	1
2	Two or three times a week	9.09%	1
3	Weekly	36.36%	4
4	Infrequently	18.18%	2
5	First visit	9.09%	1
6	Never	18.18%	2
	Total	100%	11

Q3 - How often do you access the Library’s resources or services online?



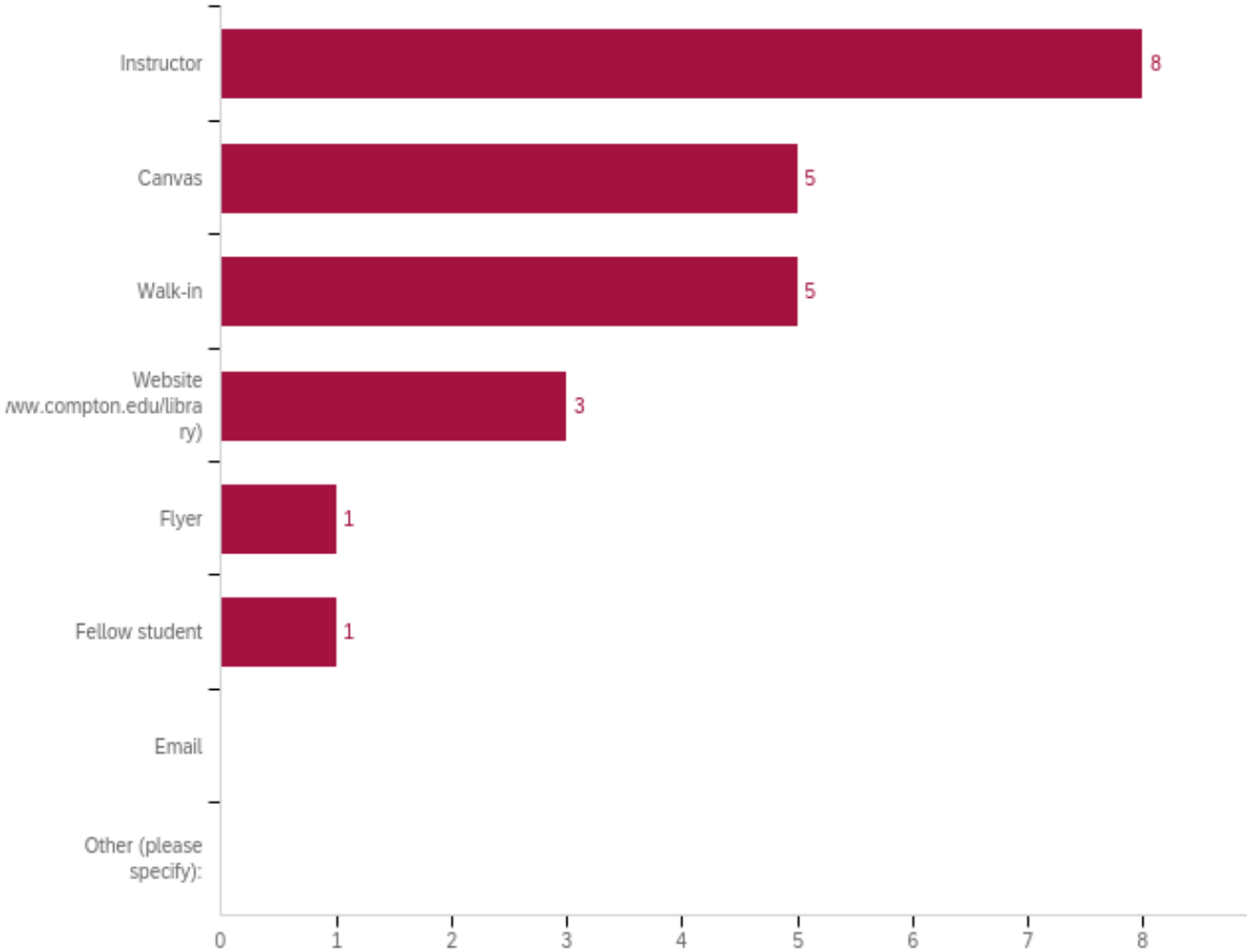
#	Answer	%	Count
1	Daily	9.09%	1
2	Two to three times a week	18.18%	2
3	Weekly	27.27%	3
4	Infrequently	27.27%	3
5	First visit	0.00%	0
6	Never	18.18%	2
	Total	100%	11

Q4 - How do you prefer to access the Library? Select all that apply.



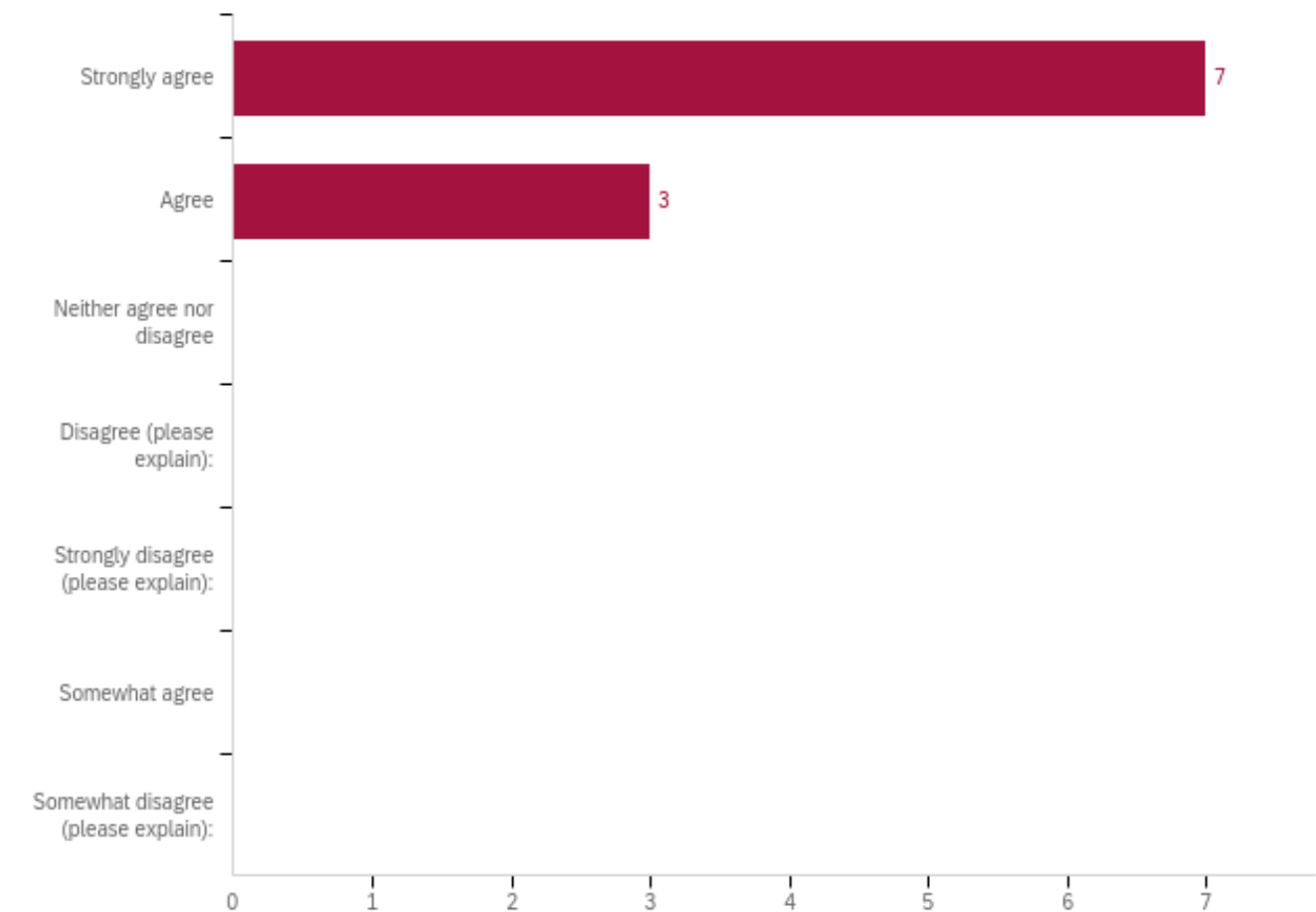
#	Answer	%	Count
2	Website (www.compton.edu/library)	46.67%	7
7	Video	0.00%	0
5	Phone	0.00%	0
1	In person	40.00%	6
4	Email	6.67%	1
3	Chat	0.00%	0
6	Canvas	6.67%	1
	Total	100%	15

Q5 - How did you find out about the Library? Select all that apply.



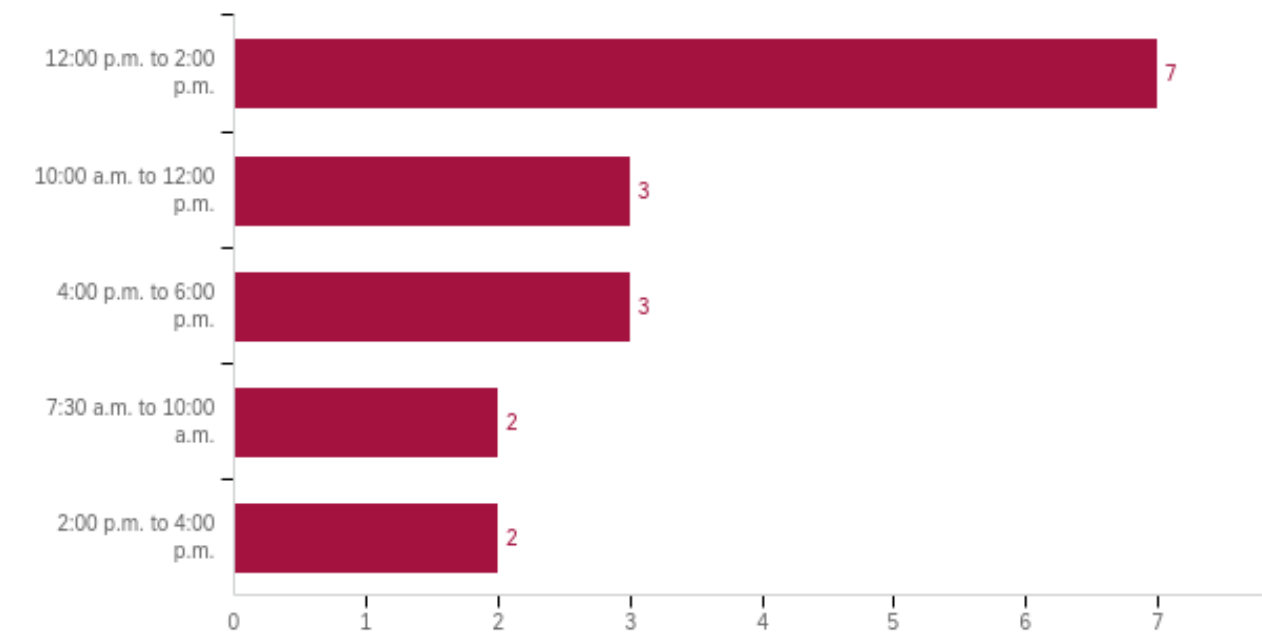
#	Answer	%	Count
2	Website (www.compton.edu/library)	13.04%	3
5	Walk-in	21.74%	5
8	Other (please specify):	0.00%	0
1	Instructor	34.78%	8
6	Flyer	4.35%	1
7	Fellow student	4.35%	1
4	Email	0.00%	0
3	Canvas	21.74%	5
	Total	100%	23

Q6 - Library staff are helpful in assisting me with my needs.



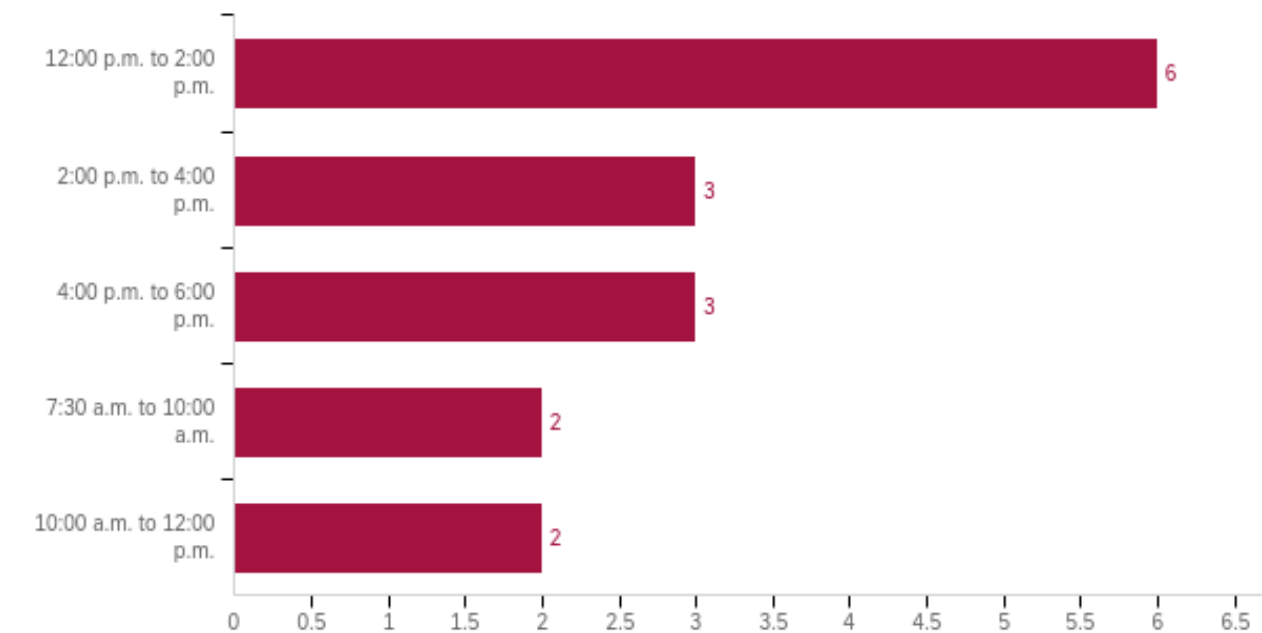
#	Answer	%	Count
1	Strongly agree	70.00%	7
2	Agree	30.00%	3
3	Neither agree nor disagree	0.00%	0
4	Disagree (please explain):	0.00%	0
5	Strongly disagree (please explain):	0.00%	0
6	Somewhat agree	0.00%	0
7	Somewhat disagree (please explain):	0.00%	0
	Total	100%	10

**Q7 - At what times do you usually use the Library’s spaces and services (study rooms/tables, reserve textbooks, research help, et al.)? Select all that apply.**



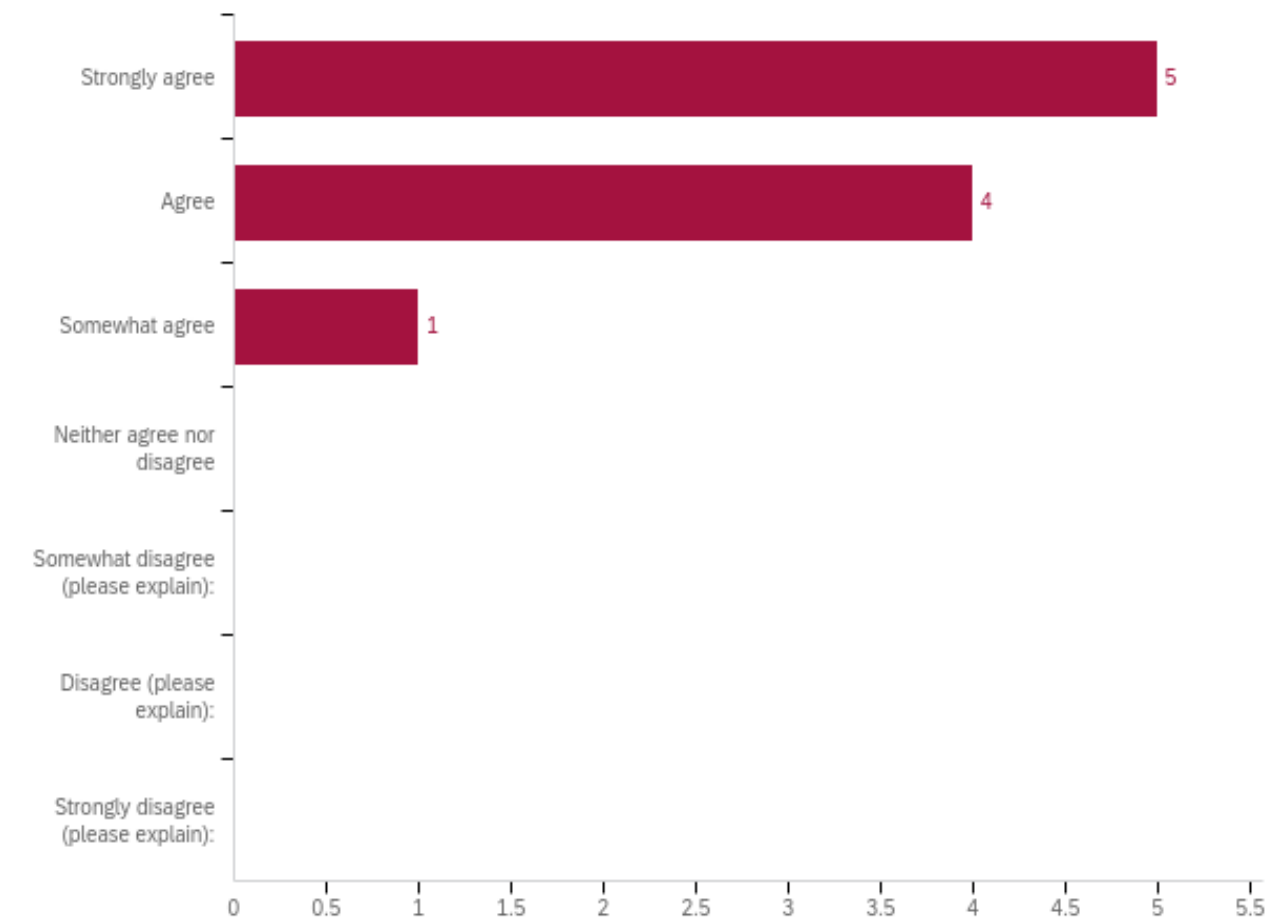
#	Answer	%	Count
1	7:30 a.m. to 10:00 a.m.	11.76%	2
2	10:00 a.m. to 12:00 p.m.	17.65%	3
3	12:00 p.m. to 2:00 p.m.	41.18%	7
4	2:00 p.m. to 4:00 p.m.	11.76%	2
5	4:00 p.m. to 6:00 p.m.	17.65%	3
	Total	100%	17

Q8 - At what times do you usually use the Library’s resources (books, databases, Canvas page, videos, et al.)? Select all that apply.



#	Answer	%	Count
4	12:00 p.m. to 2:00 p.m.	37.50%	6
6	4:00 p.m. to 6:00 p.m.	18.75%	3
5	2:00 p.m. to 4:00 p.m.	18.75%	3
3	10:00 a.m. to 12:00 p.m.	12.50%	2
2	7:30 a.m. to 10:00 a.m.	12.50%	2
	Total	100%	16

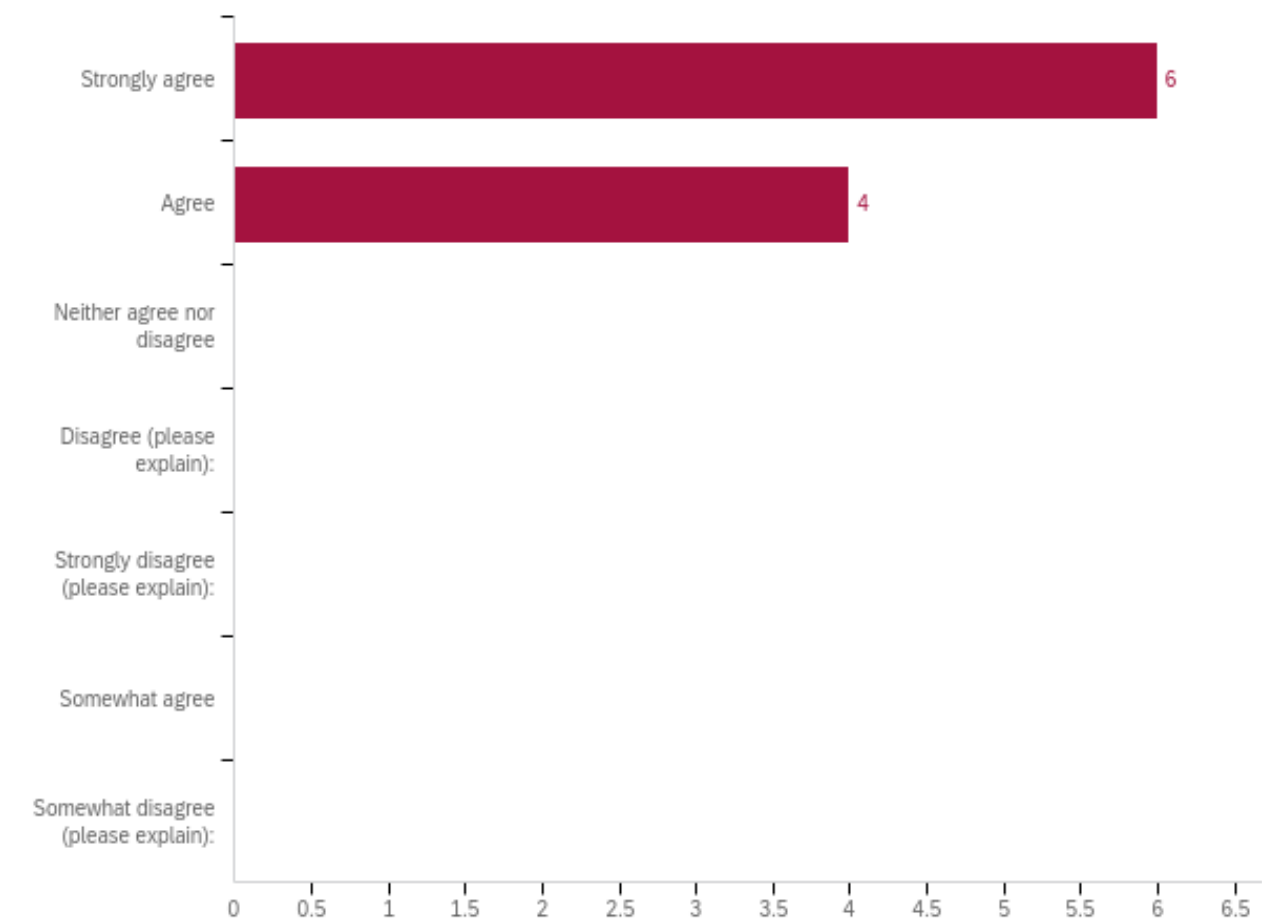
Q9 - Using the Library has helped me improve my ability to find and use information resources (books, periodicals, databases, Canvas page, videos, et al.).



#	Answer	%	Count
1	Strongly agree	50.00%	5
2	Agree	40.00%	4
3	Somewhat agree	10.00%	1
4	Neither agree nor disagree	0.00%	0
5	Somewhat disagree (please explain):	0.00%	0
6	Disagree (please explain):	0.00%	0
7	Strongly disagree (please explain):	0.00%	0
	Total	100%	10

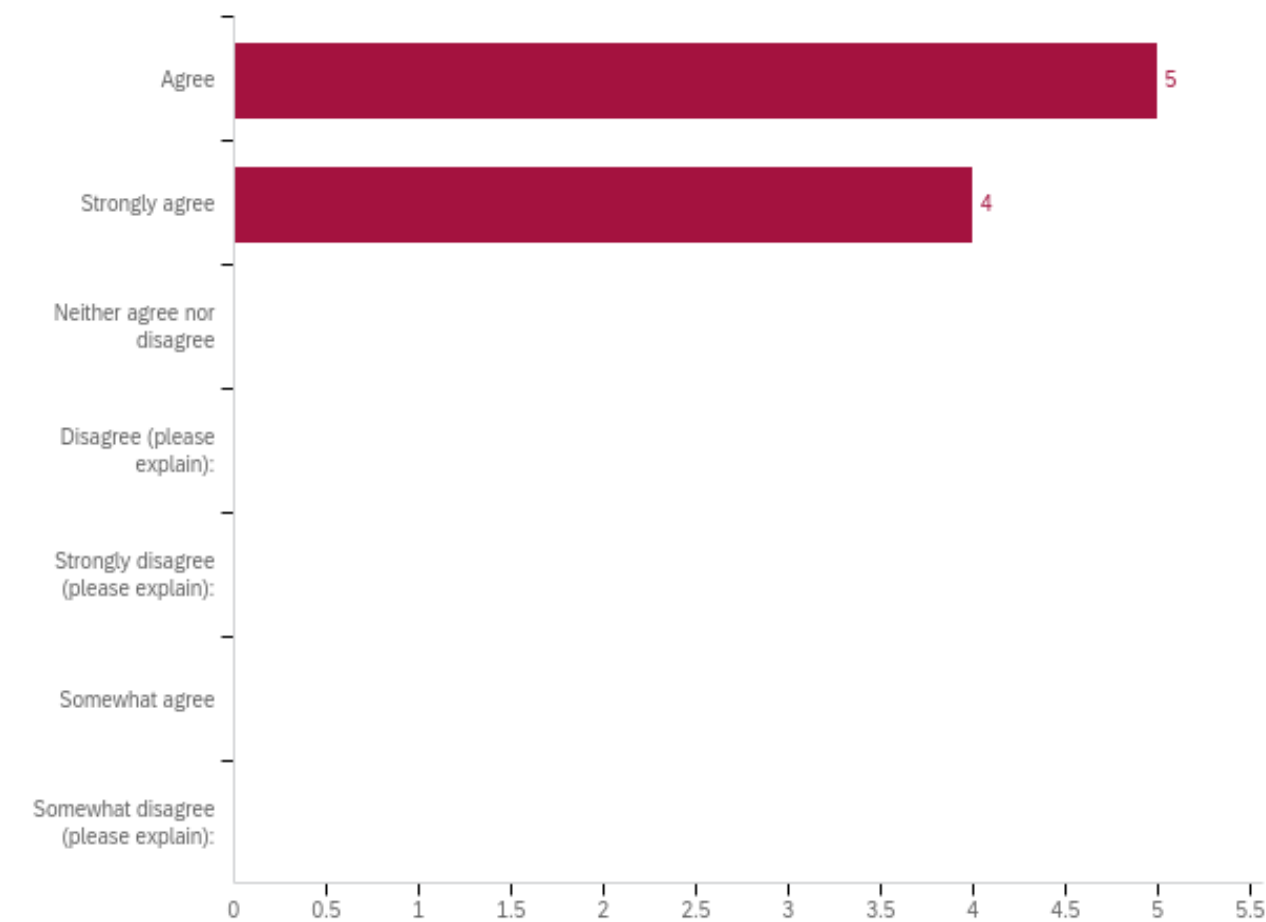


Q10 - Using the Library has helped me succeed in my assignments.



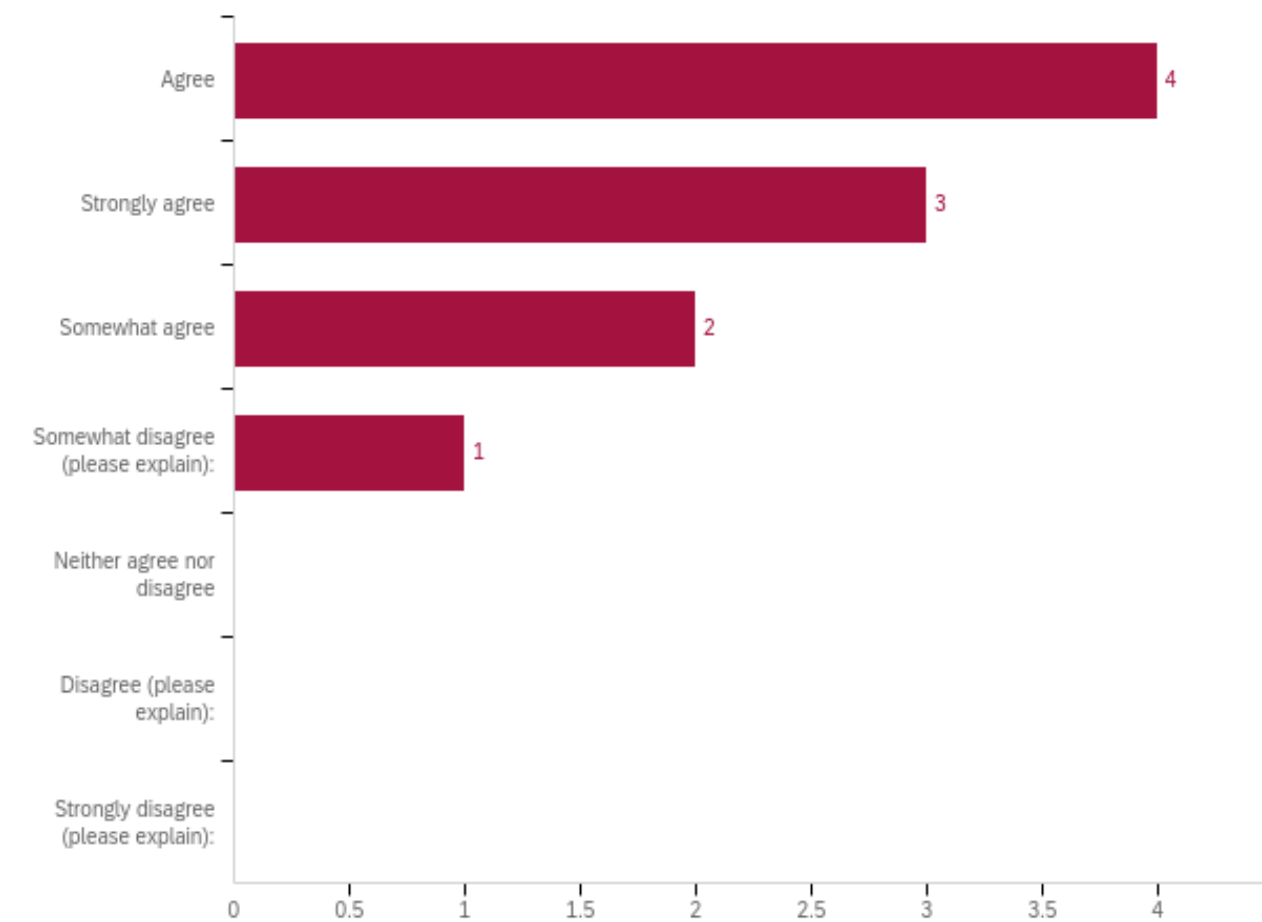
#	Answer	%	Count
1	Strongly agree	60.00%	6
2	Agree	40.00%	4
3	Neither agree nor disagree	0.00%	0
4	Disagree (please explain):	0.00%	0
5	Strongly disagree (please explain):	0.00%	0
6	Somewhat agree	0.00%	0
7	Somewhat disagree (please explain):	0.00%	0
	Total	100%	10

Q11 - The Library website (<https://www.compton.edu/library/>) is helpful in assisting with my research needs.



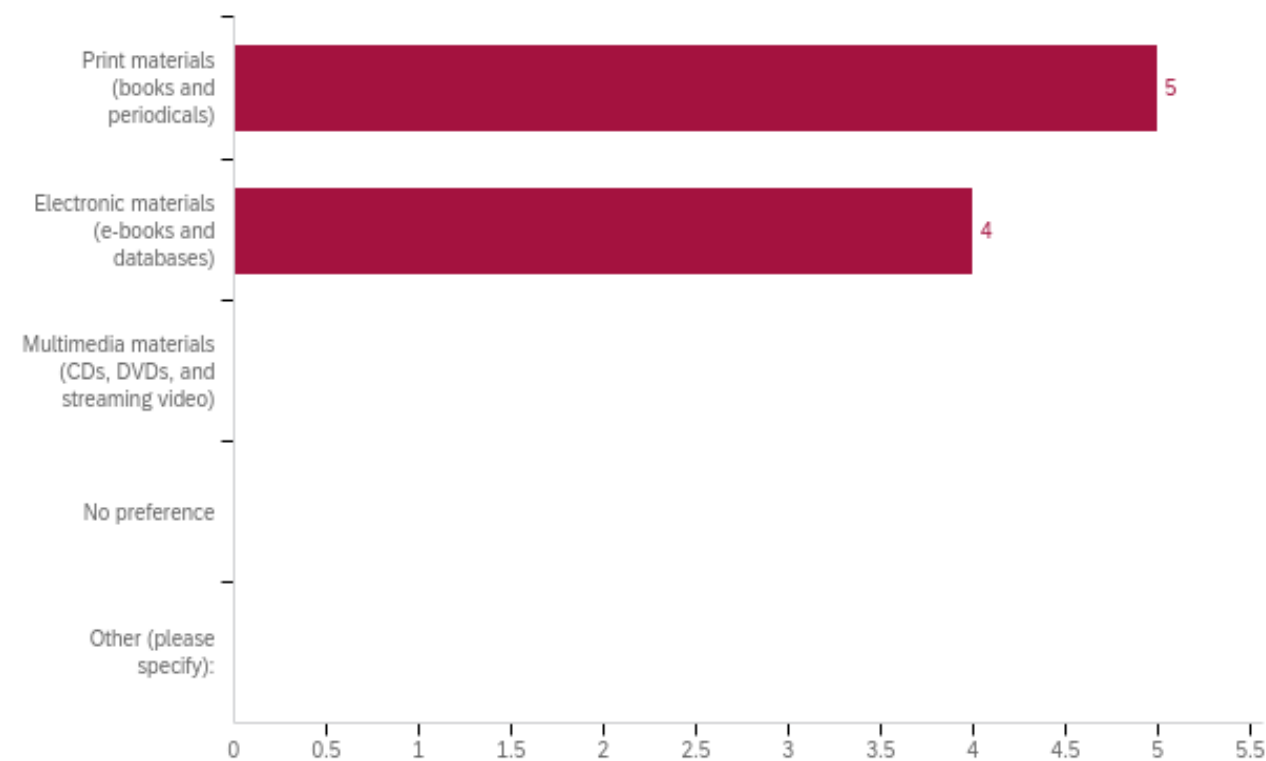
#	Answer	%	Count
1	Strongly agree	44.44%	4
2	Agree	55.56%	5
3	Neither agree nor disagree	0.00%	0
4	Disagree (please explain):	0.00%	0
5	Strongly disagree (please explain):	0.00%	0
6	Somewhat agree	0.00%	0
7	Somewhat disagree (please explain):	0.00%	0
	Total	100%	9

Q12 - The Library's facilities (furniture, air conditioning, etc.) make it a comfortable place to visit.



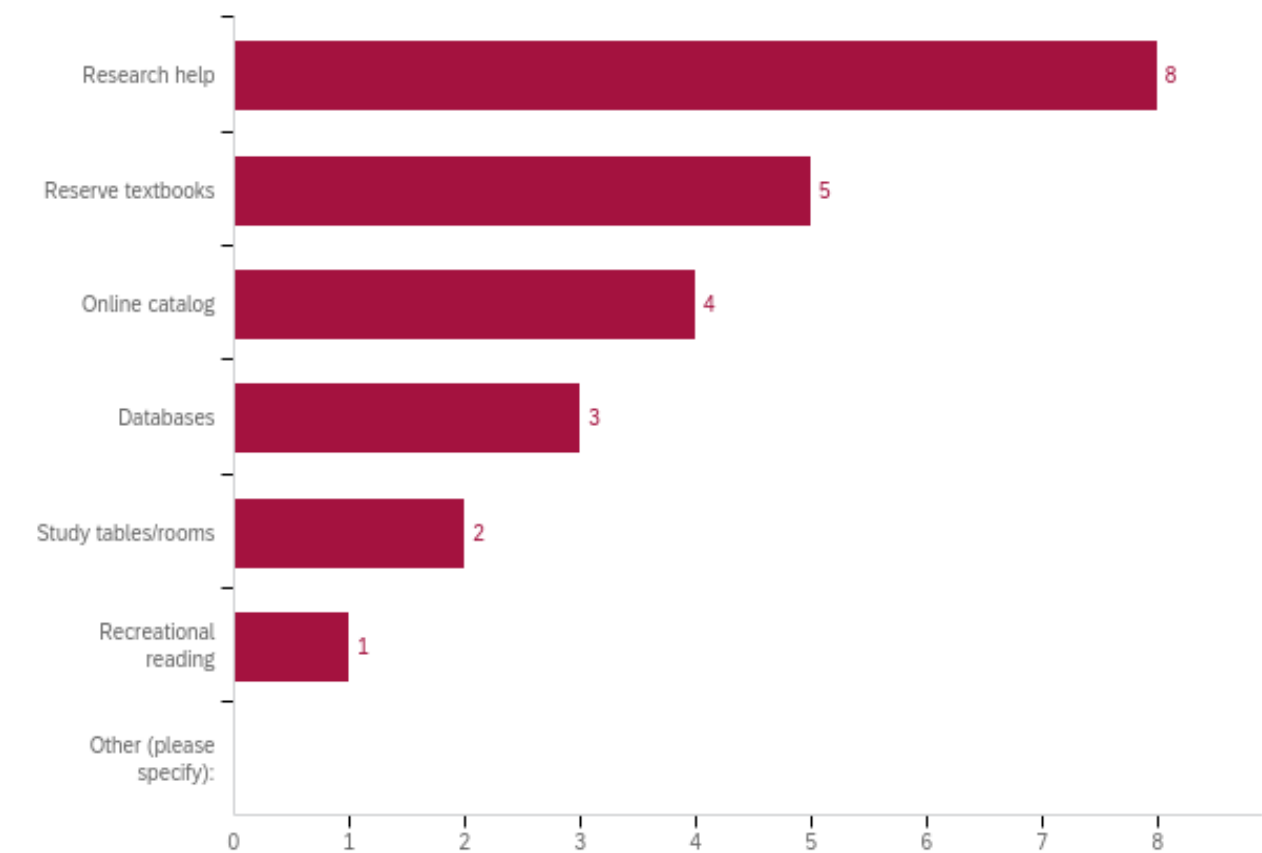
#	Answer	%	Count
1	Strongly agree	30.00%	3
2	Somewhat agree	20.00%	2
3	Agree	40.00%	4
4	Neither agree nor disagree	0.00%	0
5	Somewhat disagree (please explain):	10.00%	1
6	Disagree (please explain):	0.00%	0
7	Strongly disagree (please explain):	0.00%	0
	Total	100%	10

Q13 - I prefer to use:



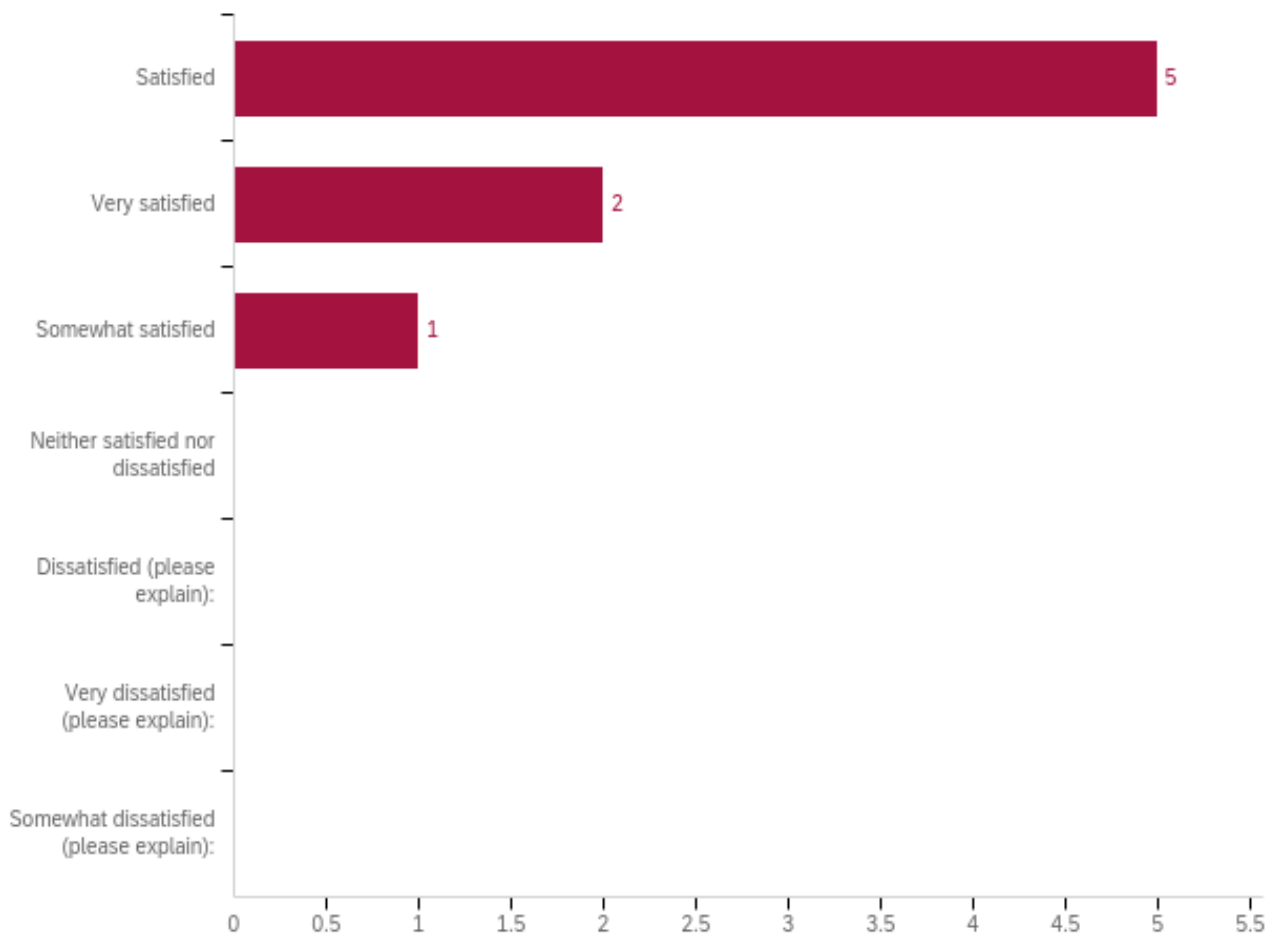
#	Answer	%	Count
1	Print materials (books and periodicals)	55.56%	5
2	Electronic materials (e-books and databases)	44.44%	4
3	Multimedia materials (CDs, DVDs, and streaming video)	0.00%	0
4	No preference	0.00%	0
5	Other (please specify):	0.00%	0
	Total	100%	9

Q14 - What do you use the Library for? Select all that apply.



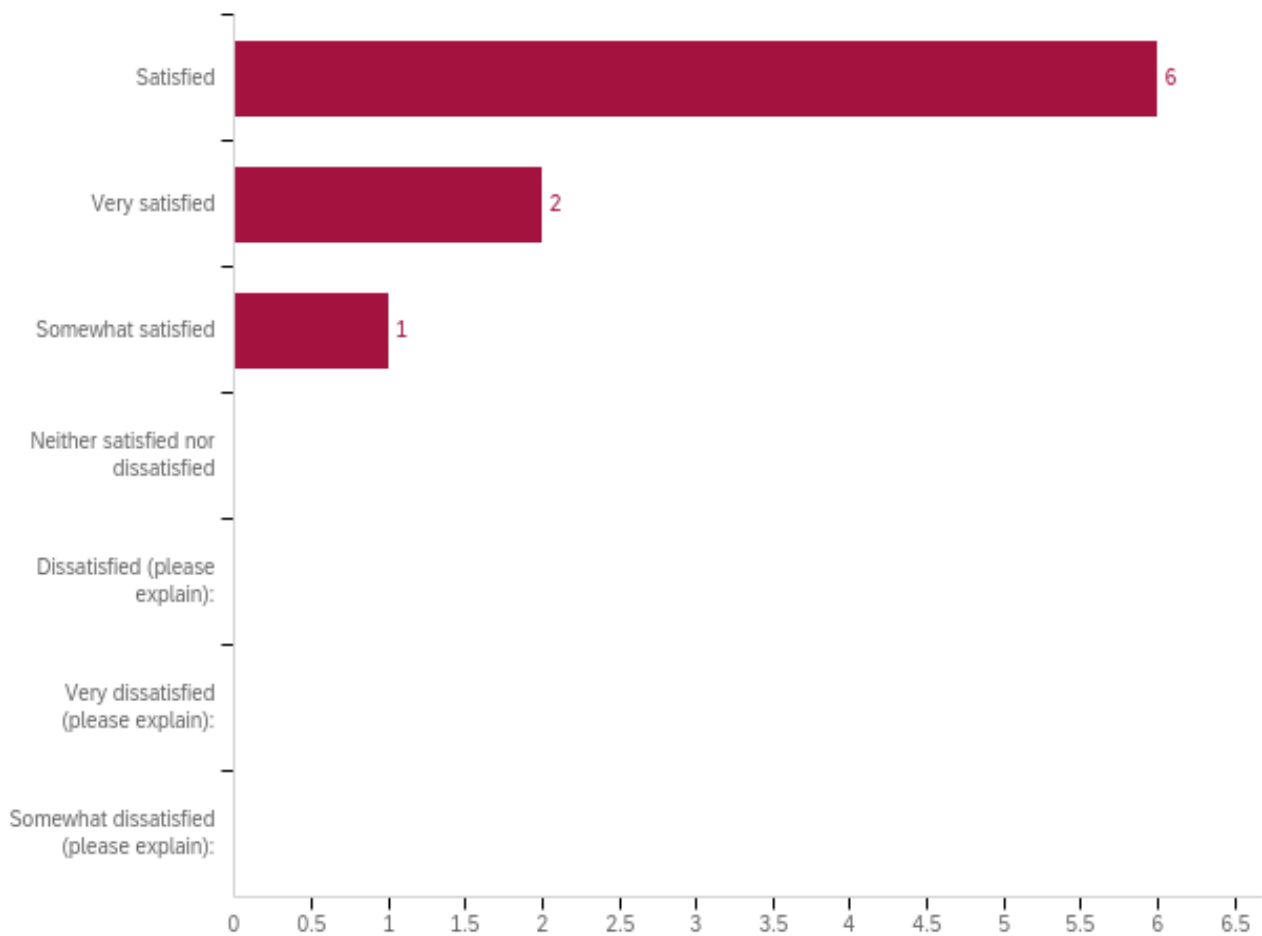
#	Answer	%	Count
1	Research help	34.78%	8
2	Reserve textbooks	21.74%	5
3	Databases	13.04%	3
4	Online catalog	17.39%	4
5	Recreational reading	4.35%	1
6	Other (please specify):	0.00%	0
7	Study tables/rooms	8.70%	2
	Total	100%	23

Q15 - How satisfied are you with the reserve textbooks?



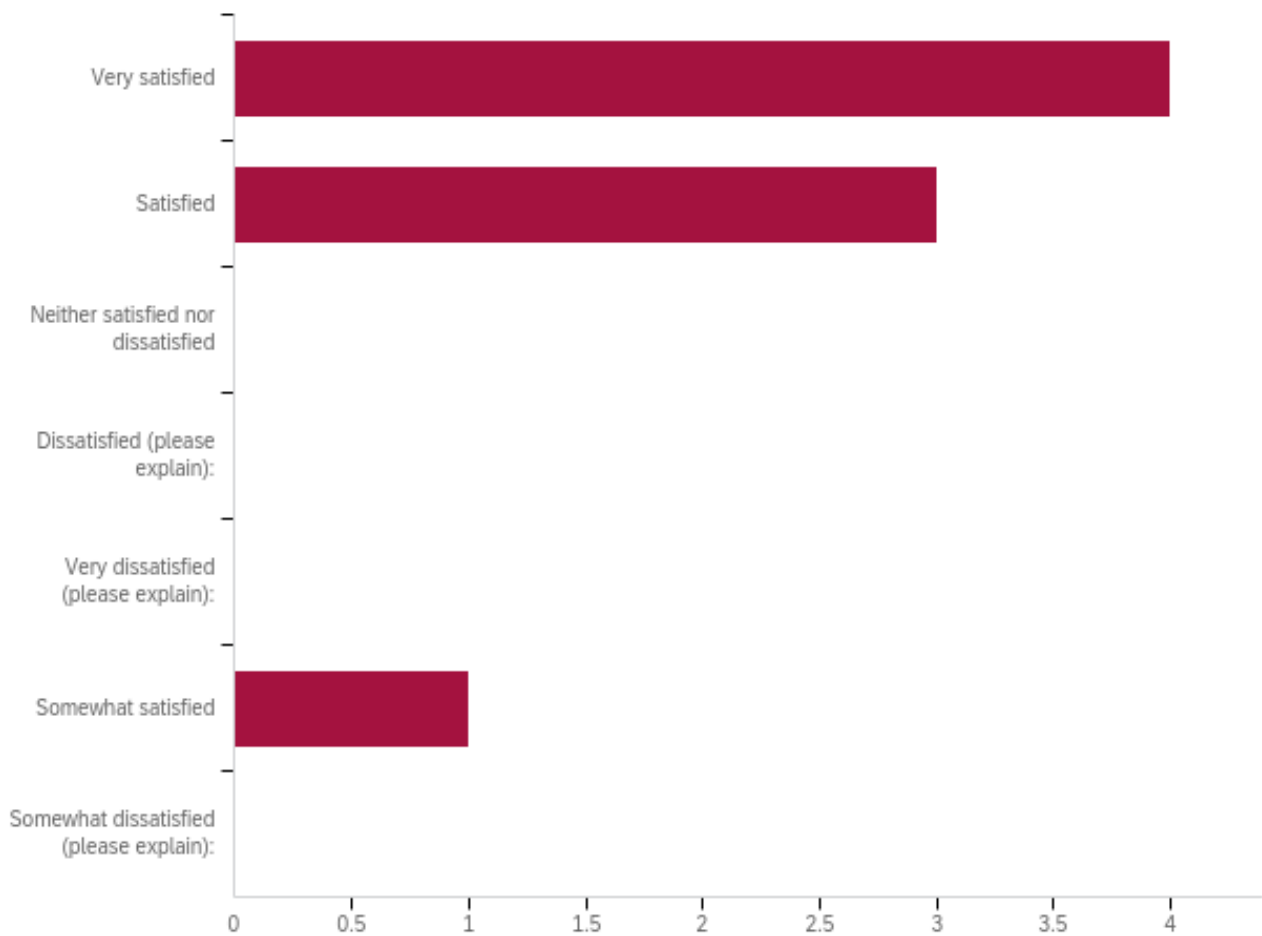
#	Answer	%	Count
1	Very satisfied	25.00%	2
2	Satisfied	62.50%	5
3	Neither satisfied nor dissatisfied	0.00%	0
4	Dissatisfied (please explain):	0.00%	0
5	Very dissatisfied (please explain):	0.00%	0
6	Somewhat satisfied	12.50%	1
7	Somewhat dissatisfied (please explain):	0.00%	0
	Total	100%	8

Q16 - How satisfied are you with the print collection?



#	Answer	%	Count
1	Very satisfied	22.22%	2
2	Satisfied	66.67%	6
3	Neither satisfied nor dissatisfied	0.00%	0
4	Dissatisfied (please explain):	0.00%	0
5	Very dissatisfied (please explain):	0.00%	0
6	Somewhat satisfied	11.11%	1
7	Somewhat dissatisfied (please explain):	0.00%	0
	Total	100%	9

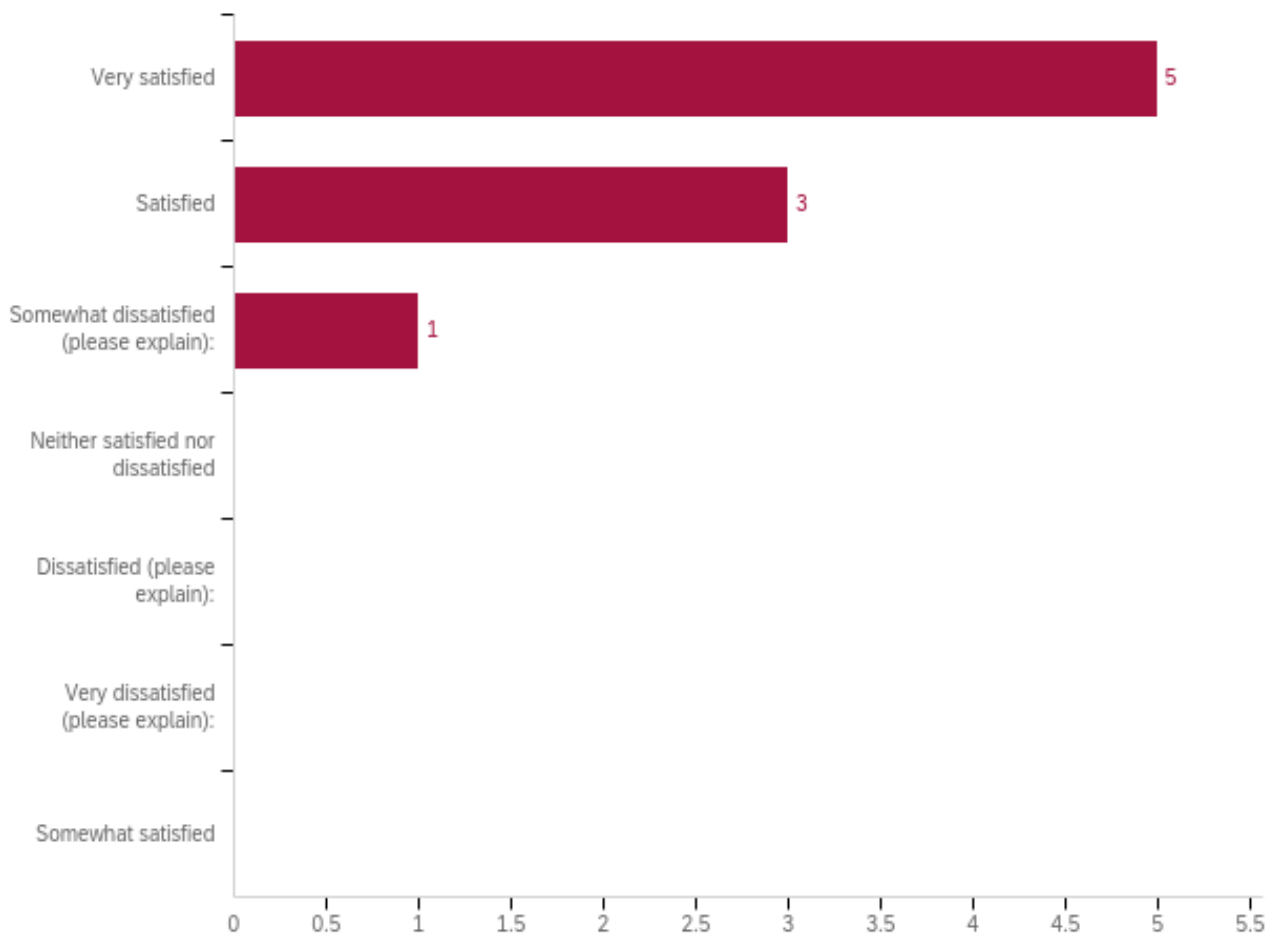
Q17 - How satisfied are you with the online databases (EBSCO, ProQuest, etc.)?



#	Answer	%	Count
1	Very satisfied	50.00%	4
2	Satisfied	37.50%	3
3	Neither satisfied nor dissatisfied	0.00%	0
4	Dissatisfied (please explain):	0.00%	0
5	Very dissatisfied (please explain):	0.00%	0
6	Somewhat satisfied	12.50%	1
7	Somewhat dissatisfied (please explain):	0.00%	0
	Total	100%	8

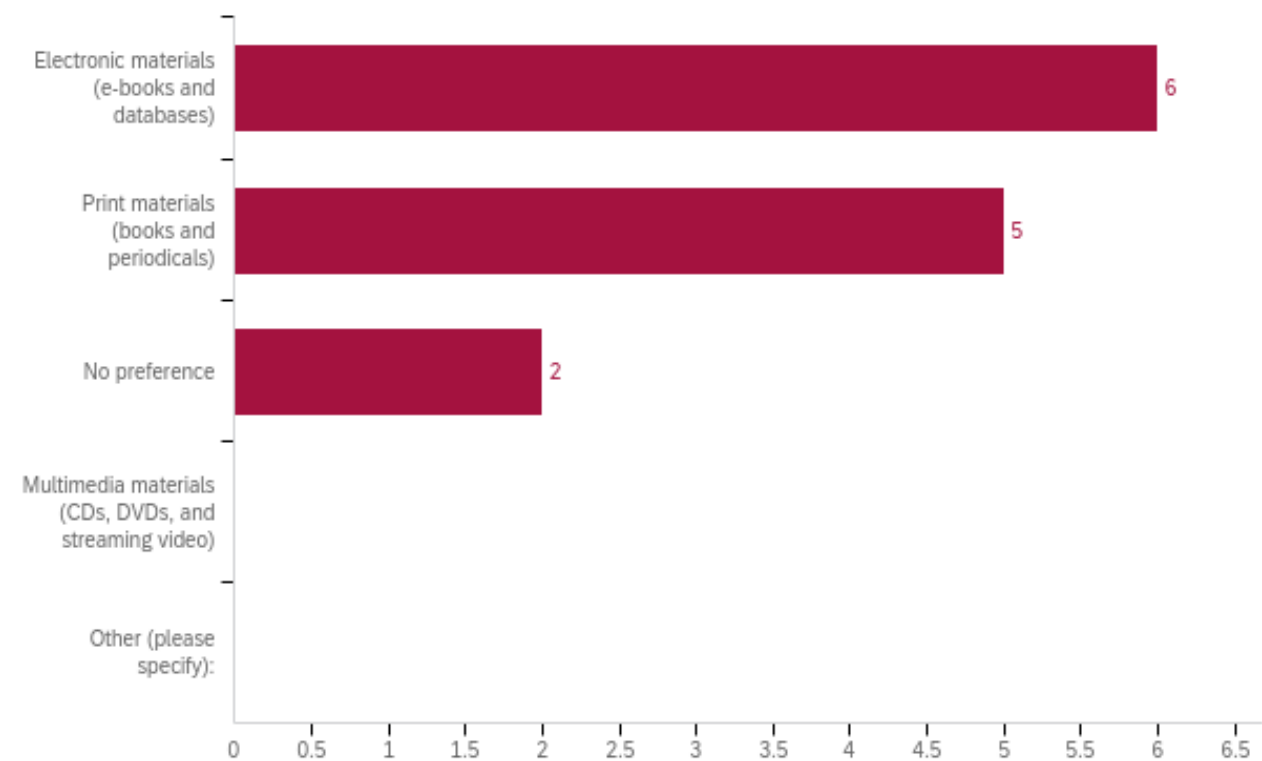


Q18 - How satisfied are you with the group study rooms?



#	Answer	%	Count
1	Very satisfied	55.56%	5
2	Satisfied	33.33%	3
3	Neither satisfied nor dissatisfied	0.00%	0
4	Dissatisfied (please explain):	0.00%	0
5	Very dissatisfied (please explain):	0.00%	0
6	Somewhat satisfied	0.00%	0
7	Somewhat dissatisfied (please explain):	11.11%	1
	Total	100%	9

Q19 - What materials should the Library acquire? Select all that apply.



#	Answer	%	Count
1	Print materials (books and periodicals)	38.46%	5
2	Electronic materials (e-books and databases)	46.15%	6
3	Multimedia materials (CDs, DVDs, and streaming video)	0.00%	0
4	No preference	15.38%	2
5	Other (please specify):	0.00%	0
	Total	100%	13

## Q20 - Anything else we should know?

N/A

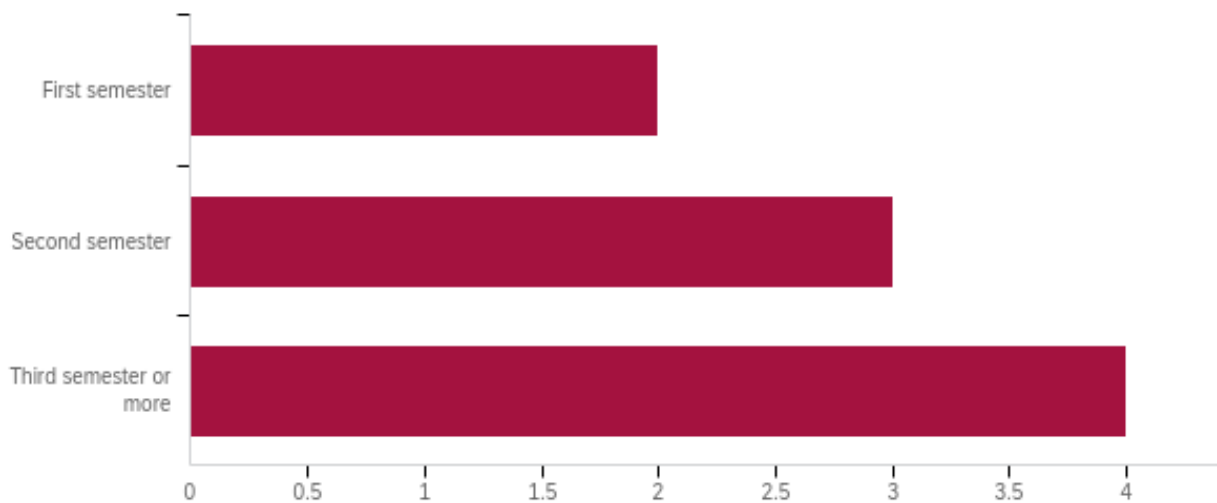
---

It would be nice if the library and study rooms stay open a little bit longer.

---

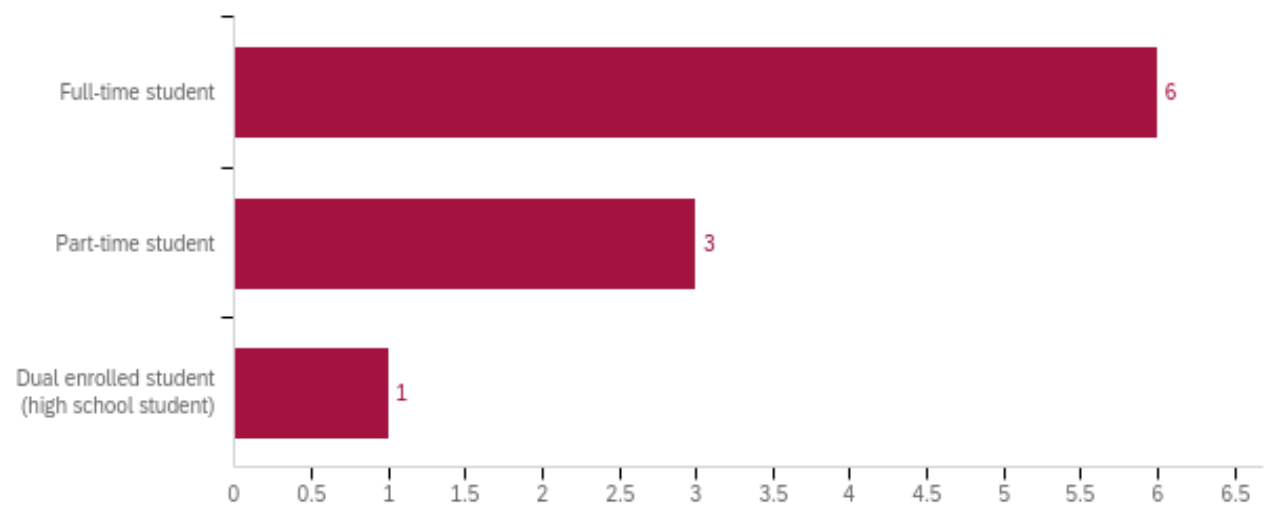
Solo tienen un tomo de los libros importantes que requieren los profesores y no los prestan ni para sacar copias. Y les tomamos fotos pero a veces me sales borrosas y no las puedo revisar ..

Q21 - This semester is your:



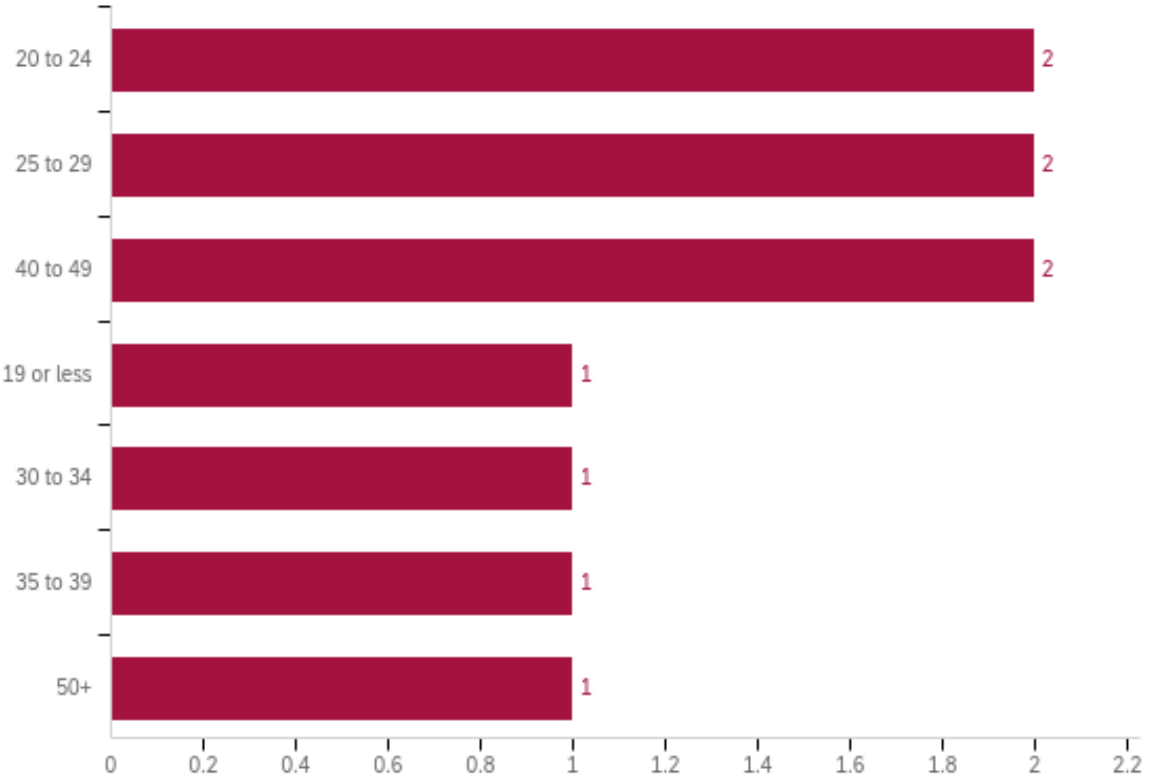
#	Answer	%	Count
4	First semester	22.22%	2
5	Second semester	33.33%	3
6	Third semester or more	44.44%	4
	Total	100%	9

Q22 - Status



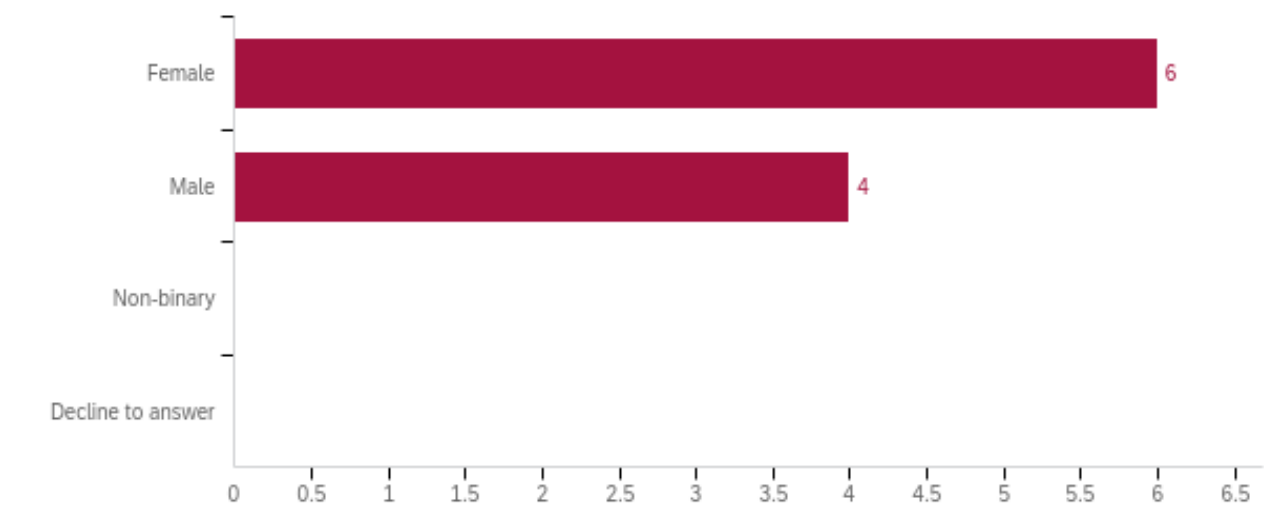
#	Answer	%	Count
1	Full-time student	60.00%	6
2	Part-time student	30.00%	3
3	Dual enrolled student (high school student)	10.00%	1
	Total	100%	10

Q23 - Age:



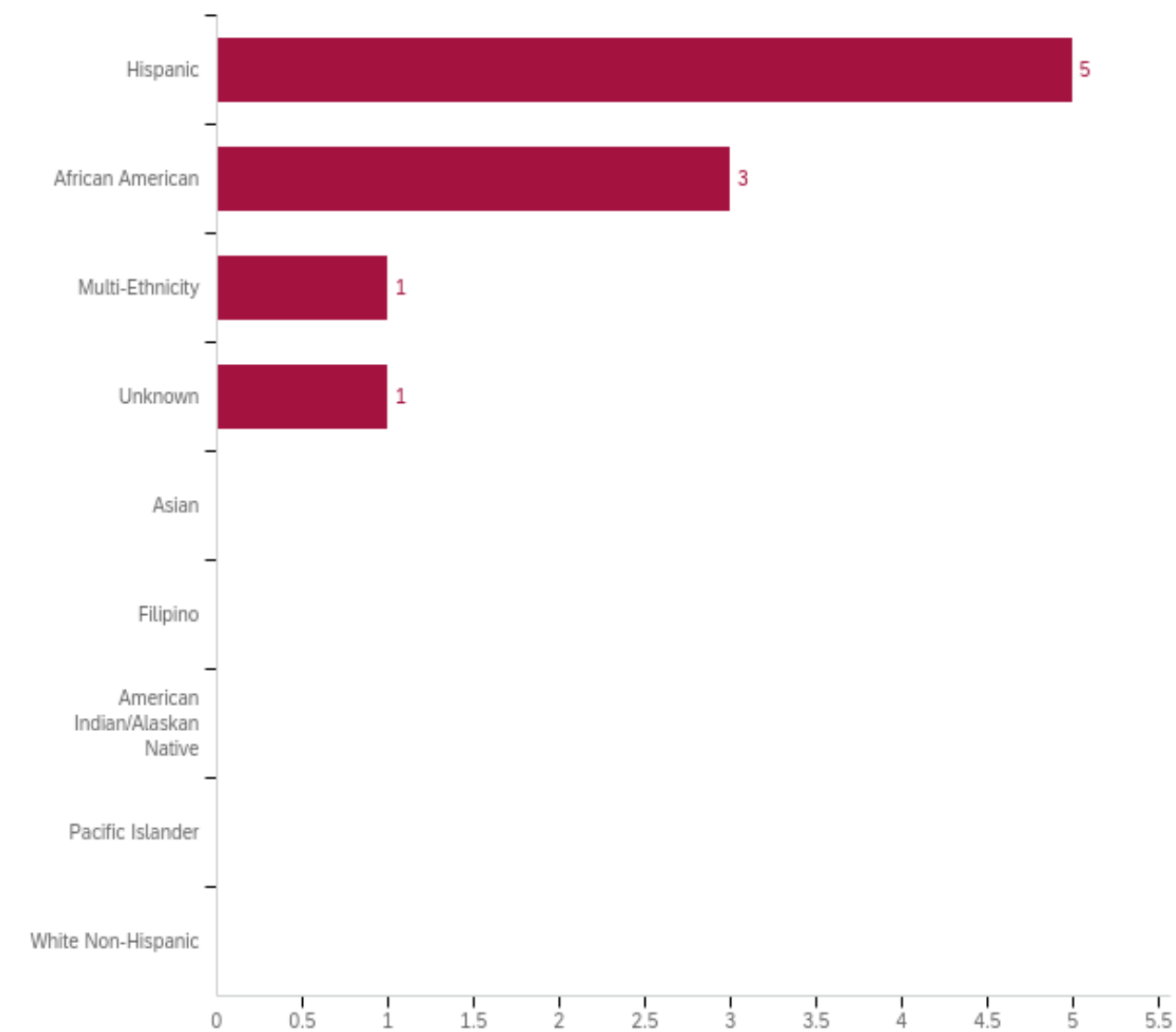
#	Answer	%	Count
1	19 or less	10.00%	1
2	20 to 24	20.00%	2
3	25 to 29	20.00%	2
4	30 to 34	10.00%	1
5	35 to 39	10.00%	1
6	40 to 49	20.00%	2
7	50+	10.00%	1
	Total	100%	10

Q24 - Gender:



#	Answer	%	Count
1	Male	40.00%	4
2	Female	60.00%	6
3	Non-binary	0.00%	0
4	Decline to answer	0.00%	0
	Total	100%	10

Q25 - Ethnicity:



#	Answer	%	Count
1	Asian	0.00%	0
2	African American	30.00%	3
3	Filipino	0.00%	0
4	American Indian/Alaskan Native	0.00%	0
5	Hispanic	50.00%	5
6	Multi-Ethnicity	10.00%	1
10	Pacific Islander	0.00%	0
11	Unknown	10.00%	1
12	White Non-Hispanic	0.00%	0



|

Total |

100% |

10