

Compton College Campuswide Forum

Keith Curry, Ed.D.
President/CEO

May 21, 2024



TABLE OF CONTENTS

- Enrollment
- Institutional Standing Committees
- Commencement
- 2024-2025 Compton CCD Budget
- Student Success



COMPTON COLLEGE ENROLLMENT



Campuswide Forum – May 21, 2024

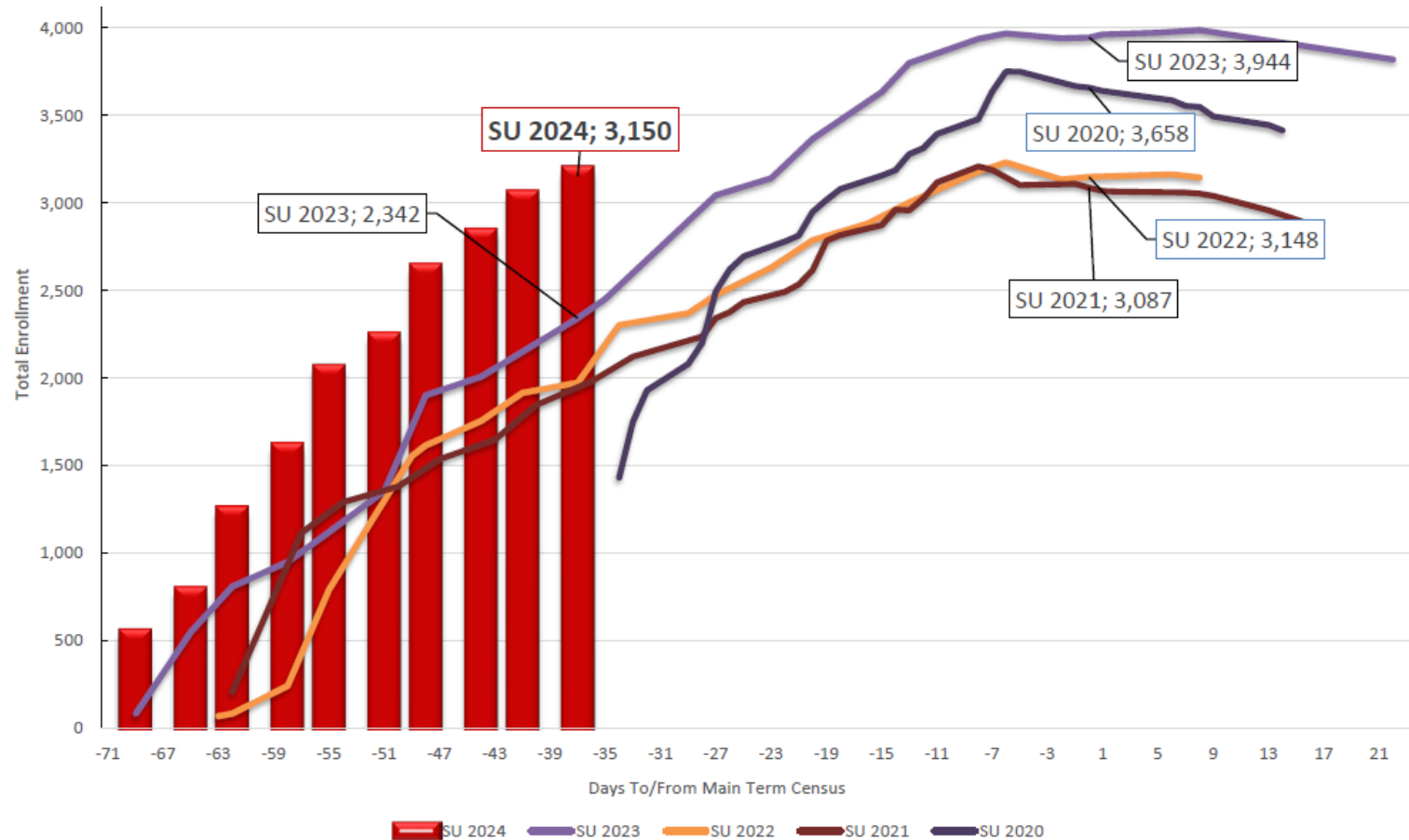
Summer 2024 Enrollment

Enrollment to Date – May 20, 2024

	Summer 2023 <small>(as of 5/22/2023)</small>	Summer 2024 <small>(as of 5/20/2024)</small>	Comparison
Sections	168	176	4.8%
Seats Filled	2,342	3,150	34.5%
Section Fill Rate	45%	56%	11%
FTES	294	390	32.7%
Unduplicated Headcount	1,552	2,138	37.8%

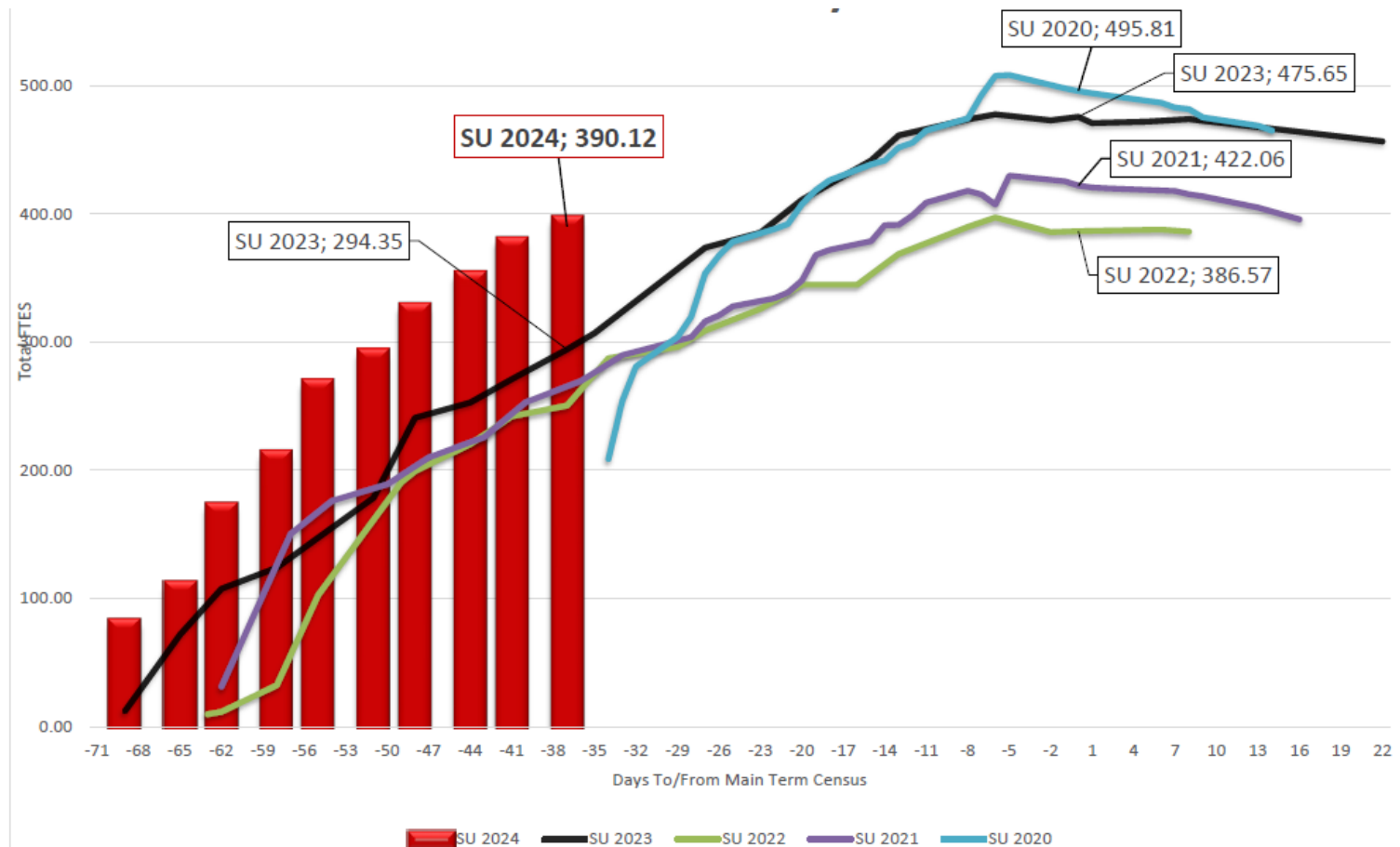
Enrollment Update

Summer 2024 Term Total Enrollment (Seats Filled) Trend



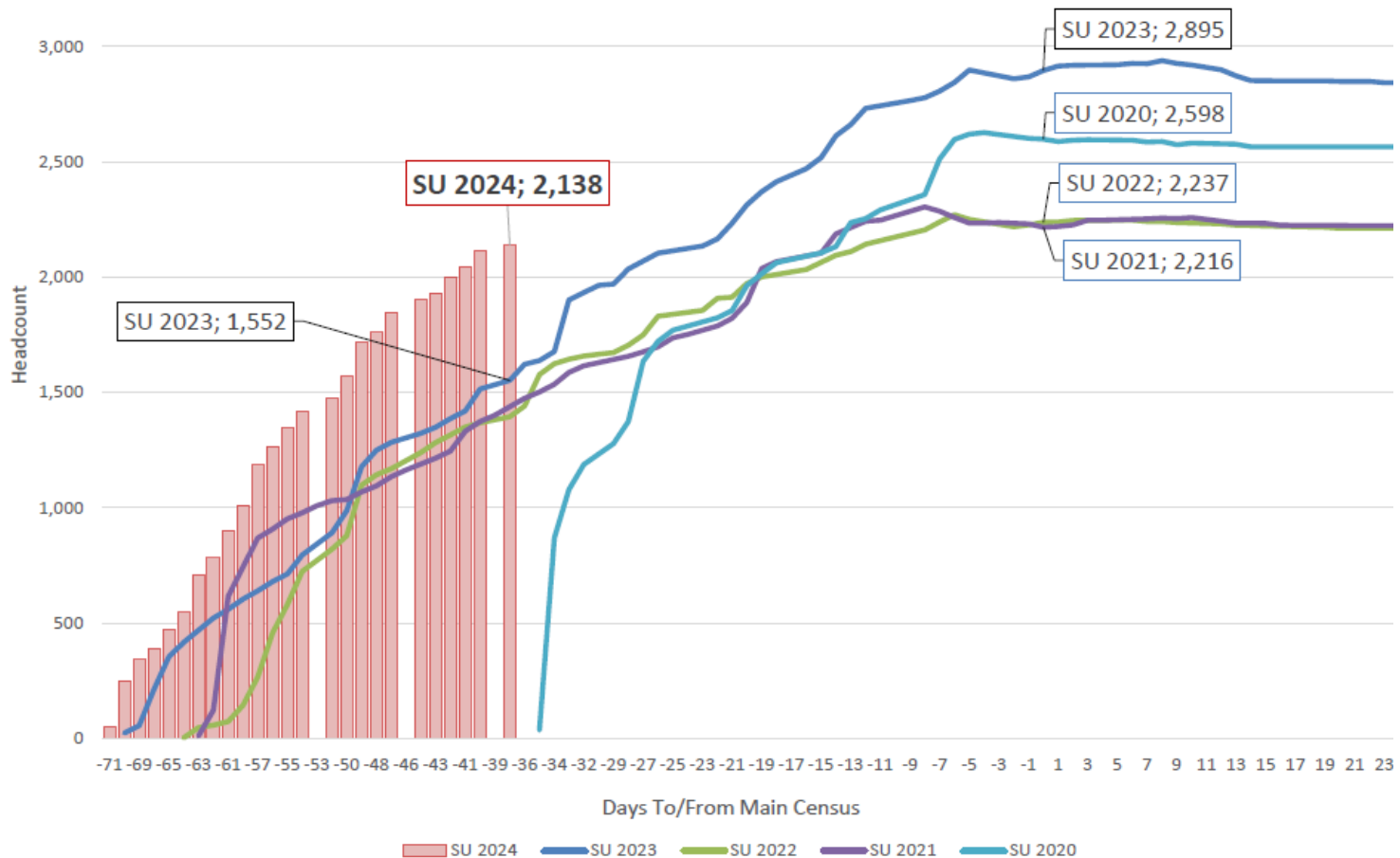
Enrollment Update

Summer 2024 Term Total FTES Trend



Enrollment Update


Summer 2024 Term Unique Headcount Trend



Fall 2024 Enrollment

Enrollment to Date – May 20, 2024

	Fall 2023 (as of 5/18/2023)	Fall 2024 (as of 5/20/2024)	Comparison
Sections	545	563	3.3%
Seats Filled	1,266	2,291	81.0%
Section Fill Rate	8%	14%	6%
FTES	208	399	91.8%
Unduplicated Headcount	512	1,005	96.3%



INSTITUTIONAL STANDING COMMITTEES



Collaborative Governance

- [Collaborative Governance Handbook](#)
- [Institutional Standing Committees](#)
- Review of the Compton College Collaborative Governance Process – now through September 30, 2024
 - Open Forum – May 23 at 2 p.m. (AHB, Room 119)



COMMENCEMENT



June 7 Commencement Ceremony

- Friday, June 7, 2024 at 6:00 p.m. at the Dignity Health Sports Park, in the Tennis Stadium
 - Grad check-in begins at 4:30 p.m.
 - Virtual Info sessions scheduled for May 23, 30, and June 6 from 3:30 to 4:30 p.m. via Zoom
 - Faculty must arrive no later than 5:00 p.m. and be dressed in cap and gown by 5:30 p.m. *Detailed Faculty instructions were emailed May 9.*
- [Spring 2024 Year-End Celebrations](#)



2024-2025 CCCD BUDGET



2024-2025 Compton CCD Budget

In compliance with Compton Community College District [Administrative Regulation 6201-Budget Calendar](#), the Compton Community College District has begun the process of developing the 2024-2025 Budget.

- On Friday, May 10, 2024, Governor Gavin Newsom released a summary of the 2024-2025 May Revision, which is available [here](#).
- A [Fact Sheet](#) that provides key takeaways is also available.
- Joint Analysis Governor’s 2024-25 May Revision is available [here](#).

- The 2024-2024 Compton Community College District Tentative Budget will be presented to the Planning and Budget Committee on May 28, 2024, and to the Consultative Council on June 17, 2024.
 - Please note the 2024-2025 Compton Community College District Tentative Budget Assumptions were presented to the Board of Trustees at the April 16, 2024, Board meeting and are available [here](#).



STUDENT SUCCESS

Student Achievement Dashboard

[Student Achievement Dashboards](#)
based on the
Completion
by Design
Framework

Connection



Entry



Progress



[CTE Program and Unit Completion](#)

[Course Success by Enrollment Dashboard](#)

[Course Success and Retention - Dashboard](#)

[Dual Enrollment Success and Retention Dashboard](#)

[Success and Enrollment by Demographics- Report](#)

[Student Services Dashboard](#)

[Success and Retention Definitions](#)

Completion



Transition



2022-2023 Factbook

- The Compton College Annual Fact Book is a reference source containing trend data about students, student outcomes, and instructional programs and services.
- The data provides background information to facilitate policy analysis and decision-making.
- The new [2022-2023 Fact Book](#) is available in a Tableau dashboard format with the ability to drill down into the visualizations.



Student Demographics

	Total Student Count				
	2018-19	2019-20	2020-21	2021-22	2022-23
	11510	8811	6666	6040	6104

	2018-19	2019-20	2020-21	2021-22	2022-23
Black or African American	2677	1899	1490	1354	1494
Asian	811	434	376	313	291
White	488	171	180	128	151
Two or More Races	371	182	168	148	164
Native Hawaiian or Other ..	61	59	44	41	30
American Indian or Alaska..	17	16	13	13	9
Unknown/Non-Respondent	105	523	206	157	142
Latino/a/x	6984	5537	4196	3888	3825


	2018-19	2019-20	2020-21	2021-22	2022-23
Under 18	1411	1922	1647	1830	1805
18 to 24	5815	3634	2391	1916	1923
25 to 29	2036	1410	1112	890	875
30 to 39	1590	1234	1125	1009	1038
40 to 49	582	526	417	367	394
50+	348	349	223	233	279

	2018-19	2019-20	2020-21	2021-22	2022-23
Female	7473	5661	4583	3943	3846
Male	4035	3054	2019	1984	2108
Non-binary		<5	<5	<5	
Unknown/non-respondent	<5	97	67	112	151



Program Review Resources

- The Compton College Program Review webpage has been updated with several resources.
 - The final Spring 2024 training date is **May 28**, from 3:45-4:45 p.m. on Zoom.
- The Program Review Data Dashboard has been updated with student success data through fall 2023 to assist areas scheduled to complete program review in fall 2024.
- The college-wide Program Review Schedule has been updated and is available to assist areas with monitoring their upcoming program review cycles.



Program Review Dashboard

Welcome to the Compton College Program Review Dashboard.
You can navigate between data sections by utilizing the tabs across the top of your screen.

Each section includes relevant filters for the data therein. Activating a filter (or multiple filters) will limit the results that are displayed. **If a combination of filters yields no results, nothing will be displayed.** When all filters in a section are set to (All), the results displayed represent the entire college.

This dashboard was built using The California Community College Chancellor's Office (CCCCO) Management Information System (MIS) referential files.

Student Counts

Gender	Fall '23	Spring '20	Spring '21	Spring '22	Spring '23	Summer '19	Summer '20	Summer '21	Summer '22	Term
Man	7% (1815)	34% (1857)	30% (1245)	34% (1307)	35% (1441)	31% (860)	26% (674)	31% (689)	35% (770)	(All)
Unknown/N..	3% (168)	4% (199)	1% (57)	2% (81)	3% (106)	4% (112)	2% (40)	1% (33)	2% (50)	(All)
Woman	7% (2939)	63% (3487)	68% (2819)	64% (2432)	62% (2564)	65% (1808)	72% (1836)	67% (1497)	63% (1388)	(All)
Grand Total	7% (4922)	100% (5543)	100% (4121)	100% (3820)	100% (4111)	100% (2780)	100% (2550)	100% (2219)	100% (2208)	1

Program
(All) ▾

Term
(All) ▾

Gender
(All) ▾

Ethnicity
(All) ▾

Guided Pathway Institute

- Alignment of Caring Campus Initiative with Guided Pathways.
- Addressing long-term budget for Guided Pathways implementation at Compton College.
- How do we address technology needs within the Guided Pathways framework?
- Connecting student educational planning with the development of the schedule of classes.
- How do we align our Guided Pathways work with our Institutional Standing Committees?

QUESTIONS?

