



Technology Survey Student Results

El Camino College
Fall 2012

a joint project of
the Academic Technology Committee and
Institutional Research & Planning

1

Why survey students about technology?

1. Plan for technology needs
2. Inform educational practice
3. Inform delivery of College services
4. Provide a foundation for Spring 2013 faculty technology survey

2

Survey details

- Random sample of Fall 2012 students stratified by day, evening, and online sections
- In-Class Technology Survey (Versions A, B, C)
- Smartphone Survey (Online) linked from the in-class survey or through online classes
- Response counts:

Survey	Count	Resp. Rate	Margin of Error
A	352	60%	±5.2%
B	275	47%	±5.9%
C	330	57%	±5.4%
Online	338	24%	±5.0%

3

What we wanted to know

1. What is the magnitude of the digital divide?
2. Which tools do students already use?
3. How do students like to communicate?
4. How do students use technology on campus?
5. How comfortable & knowledgeable are students with technology?
6. What do students think about technology at ECC?

4

El Camino College wanted to know...

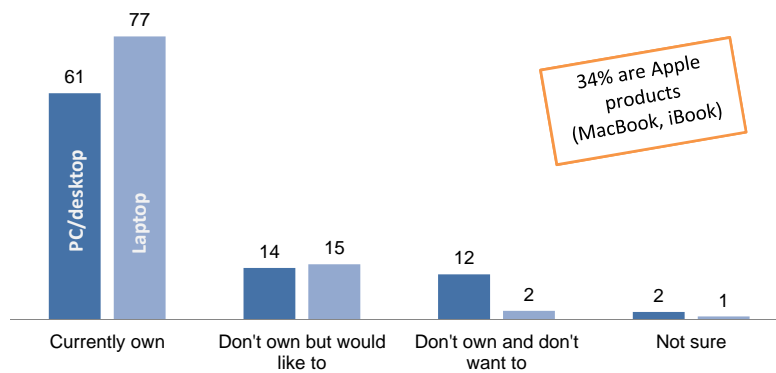
WHAT IS THE MAGNITUDE OF THE DIGITAL DIVIDE AT ECC?

5

94% own a laptop or desktop computer*

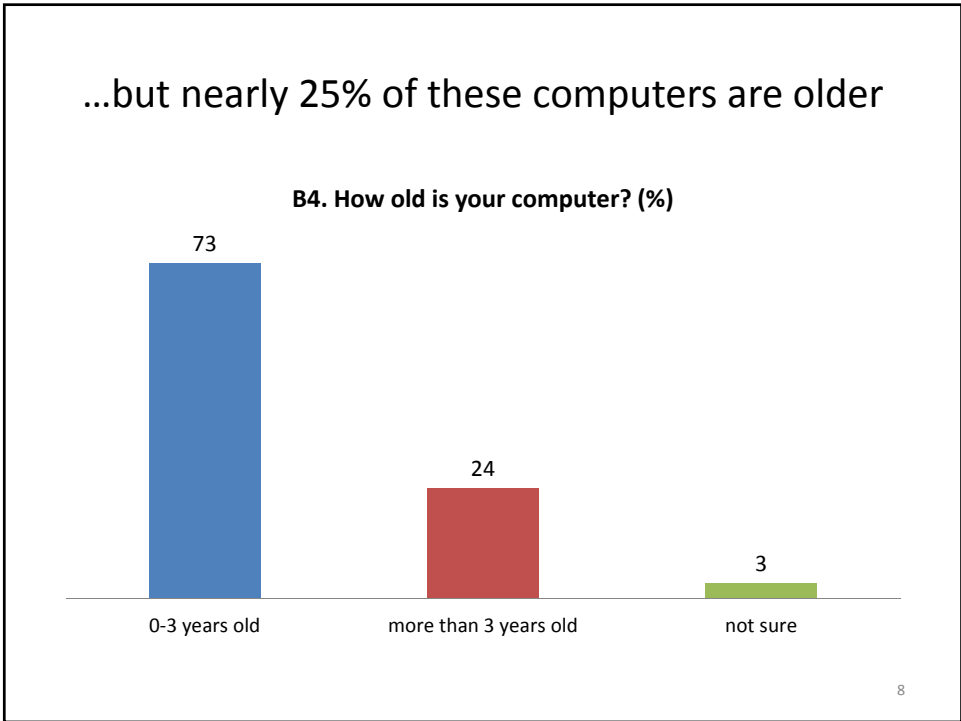
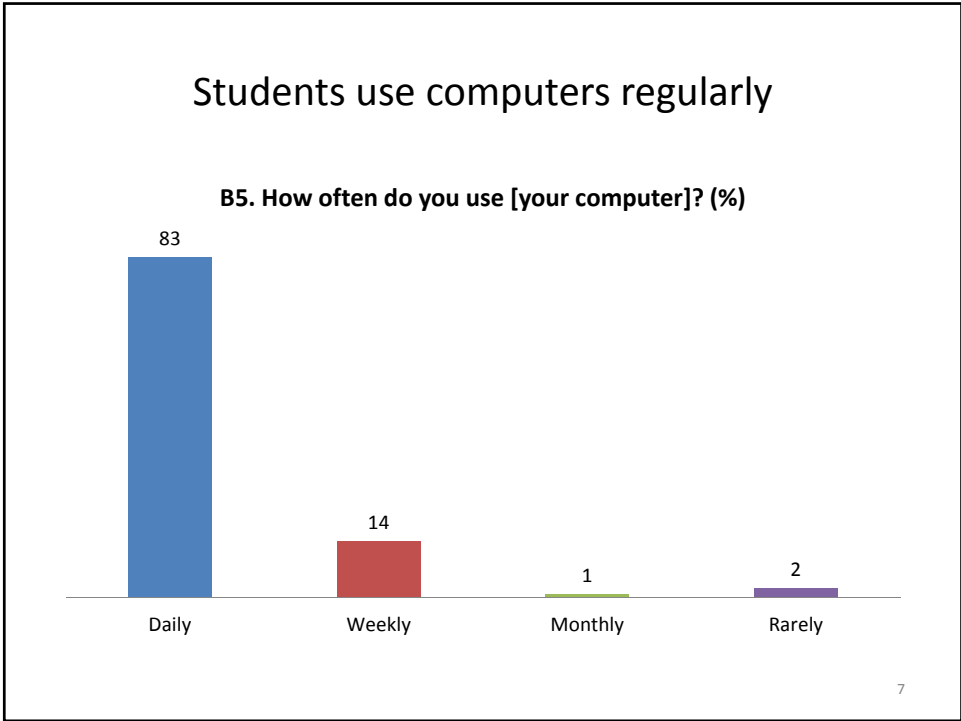
A1. Computer Ownership (%)

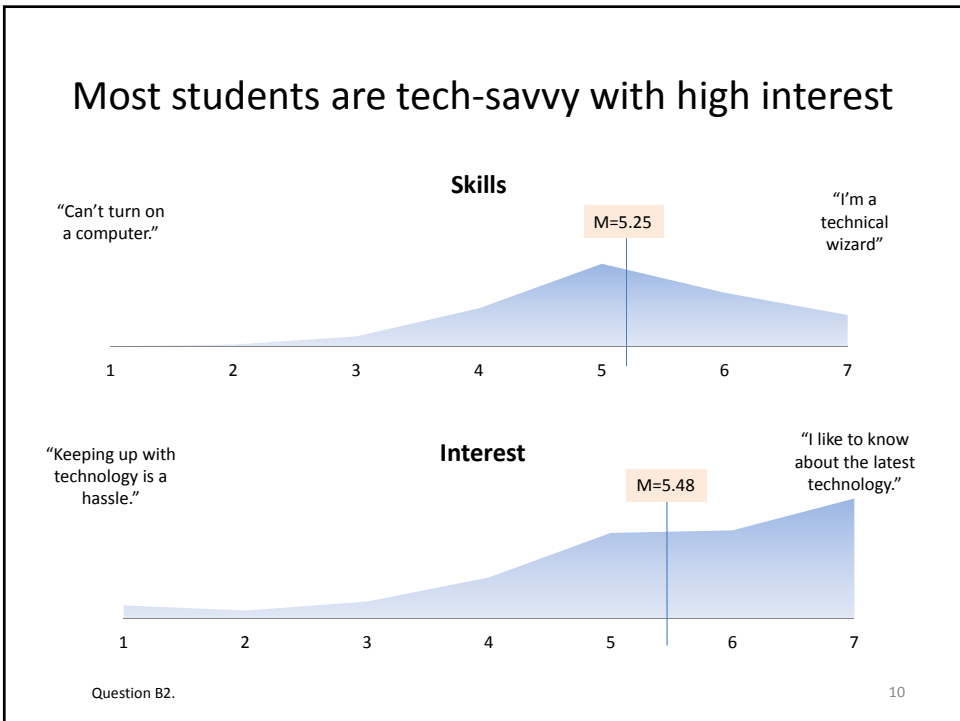
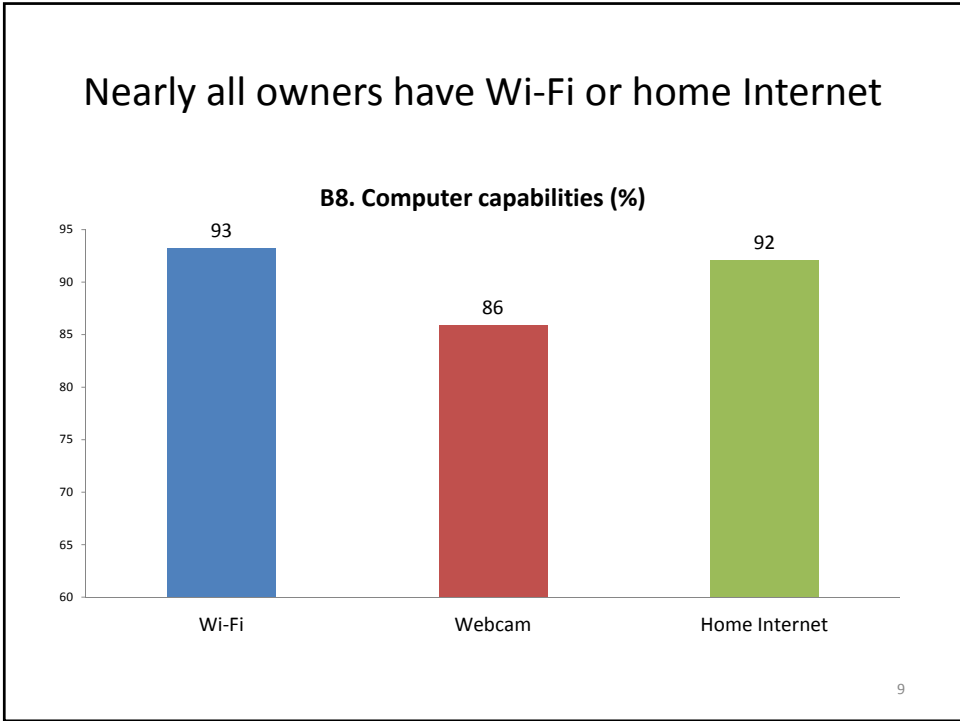
■ Desktop computer or PC ■ Laptop or Netbook



*Percentage based on combined results

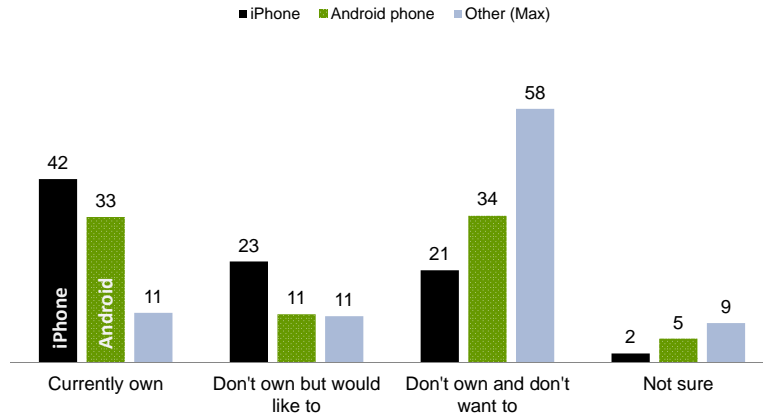
6





80% own a smartphone*

S1a. Smartphone Ownership (%)

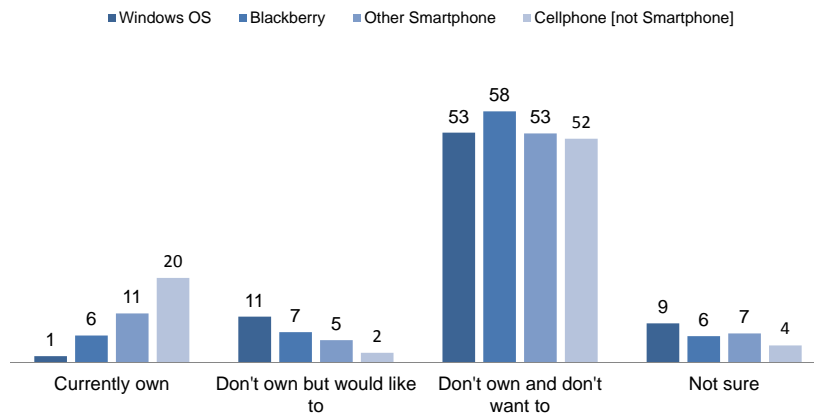


*Percentage based on combined results (all types of smartphone)

11

...but most prefer iPhones or Androids

S1b. Other Kinds of Phone Ownership* (%)

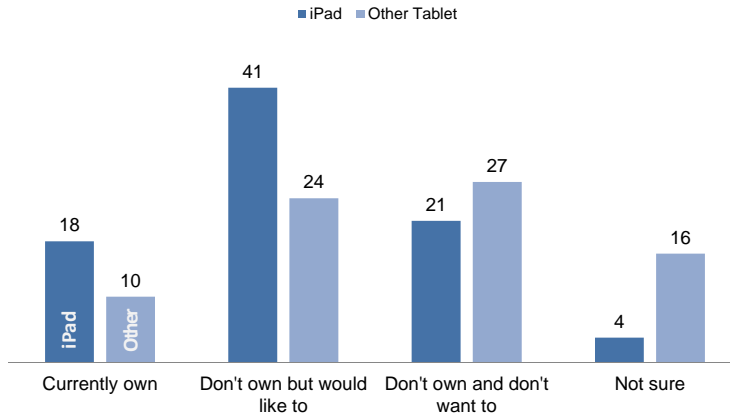


*Non-iPhone, non-Android

12

Only 28% own a Tablet, but 53% would like one*

S2. Tablet Ownership (%)



*Percentages based on combined Tablet results (iPad+Other)

13

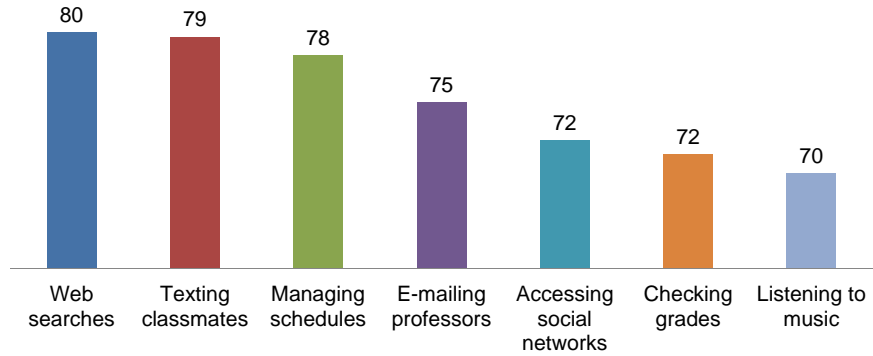
El Camino College wanted to know...

**WHICH TOOLS/SITES DO STUDENTS
ALREADY USE?**

14

Students use smartphones in mostly basic ways for academic purposes

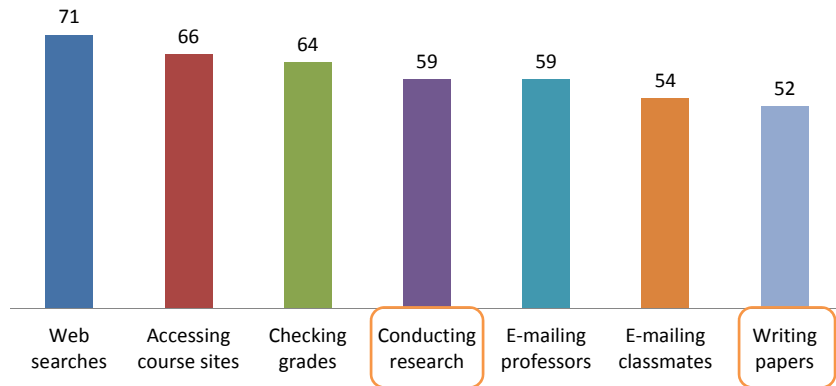
S3a. How do you use your Smartphone for Classwork and Related Activities - Top Responses (%)



15

Tablet users more likely to use their device for writing and research

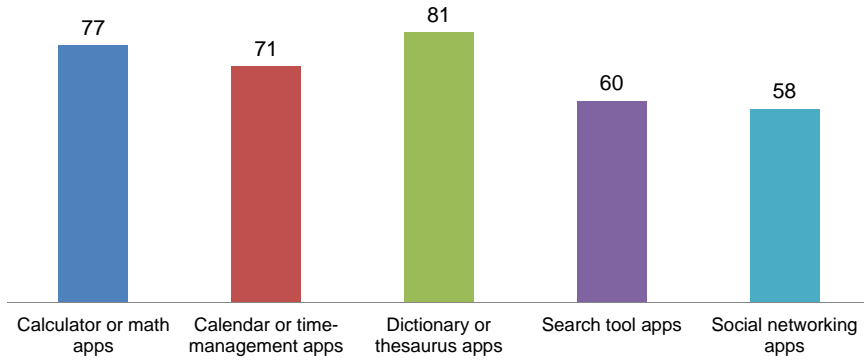
S3b. How do you use your Tablet for Classwork and Related Activities - Top 5 (%)



16

Common Smartphone Apps

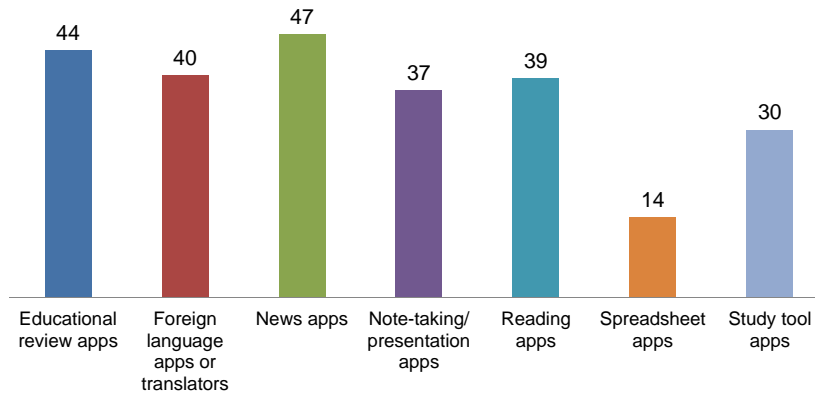
4a. Smartphone Apps used for Coursework or other College-related Activities - Top 5 (%)



17

Common Tablet Apps

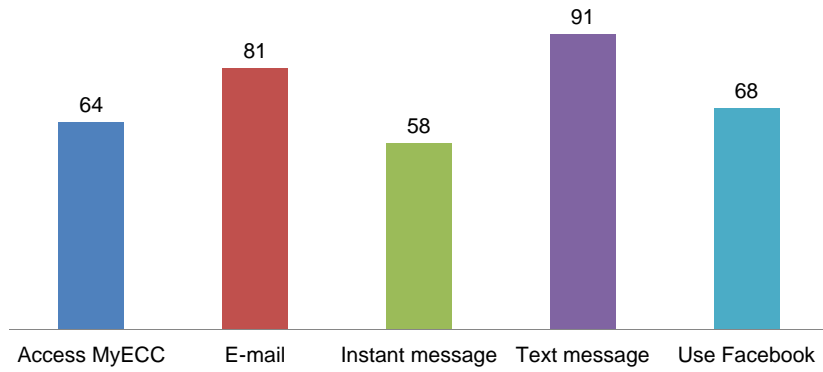
4b. Tablet Apps used for Coursework or other College-related Activities with <50% usage



18

Frequent tasks conducted by students*

S5a. Frequent Activities (% using at least once/day)

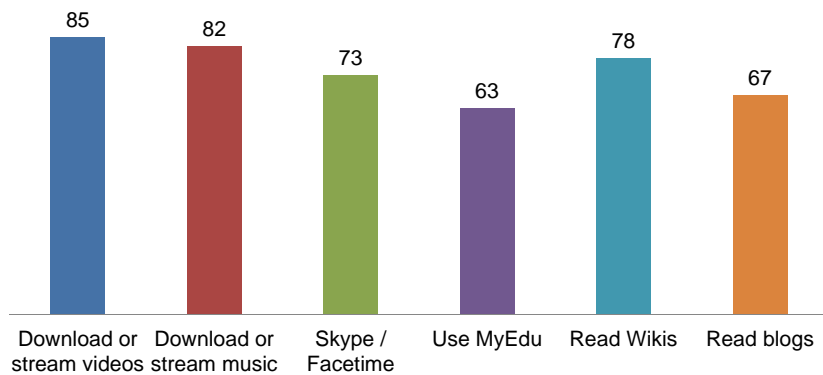


* With any device

19

Other common activities

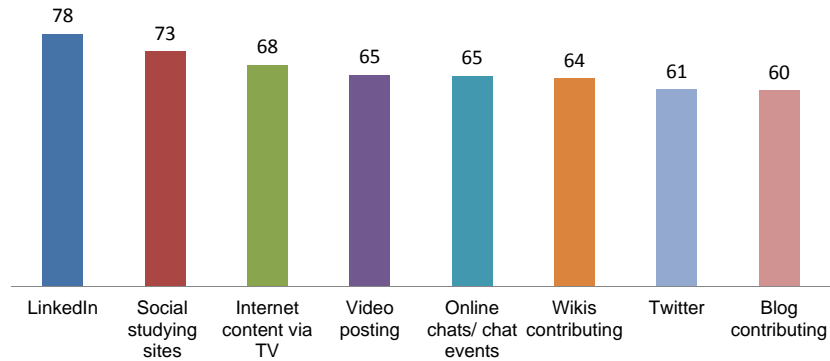
S5b. Other Activities (% using at any level)



20

At least 60% were NOT participating in these...

S5c. Percent (%) of Students NOT using...

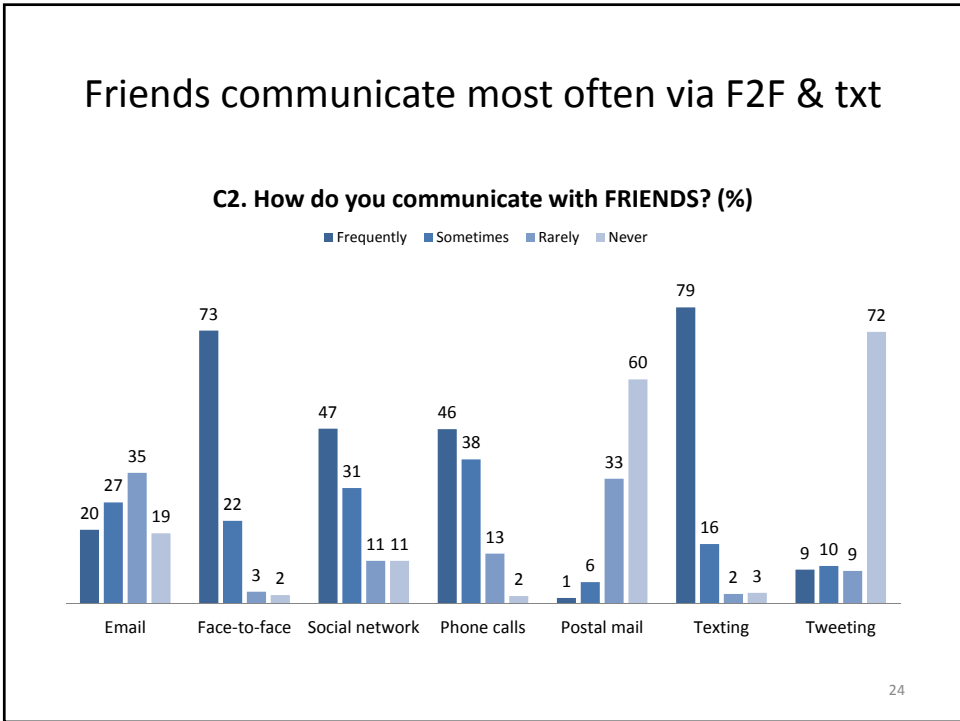
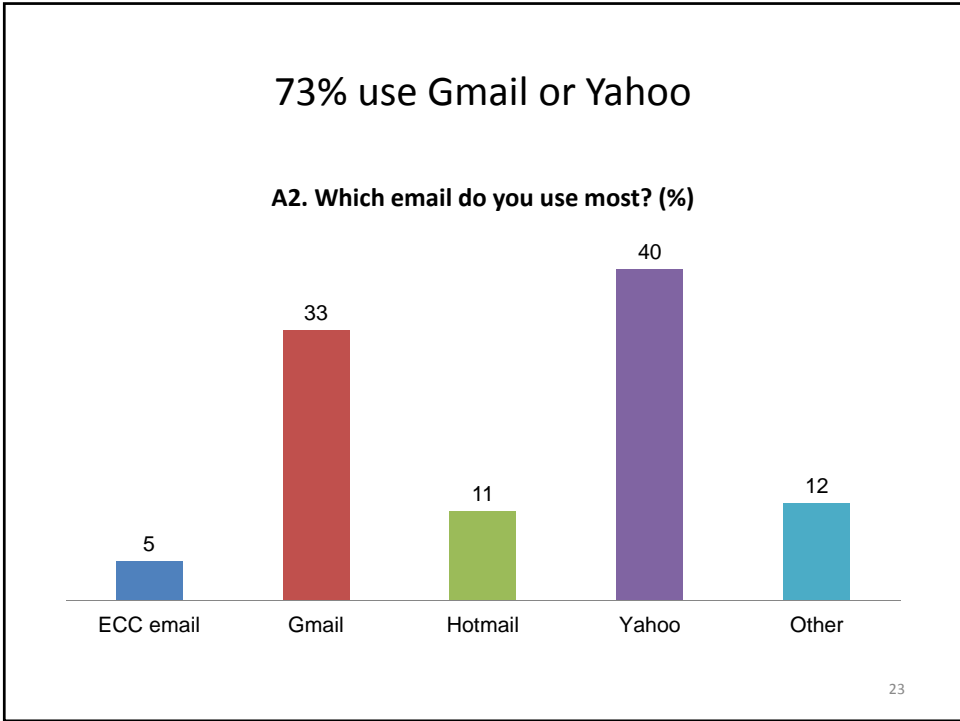


21

El Camino College wanted to know...

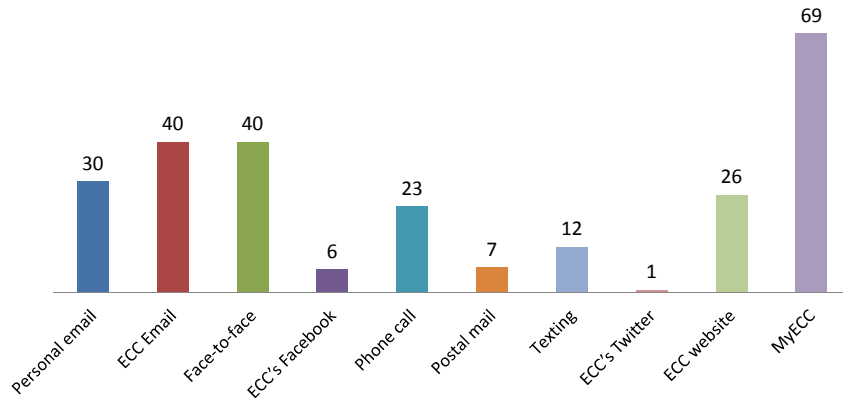
HOW DO STUDENTS LIKE TO COMMUNICATE?

22



Students more likely to use MyECC, Email, or F2F visits to communication with the College

C3. What is your preferred way to communicate with ECC? (%)*



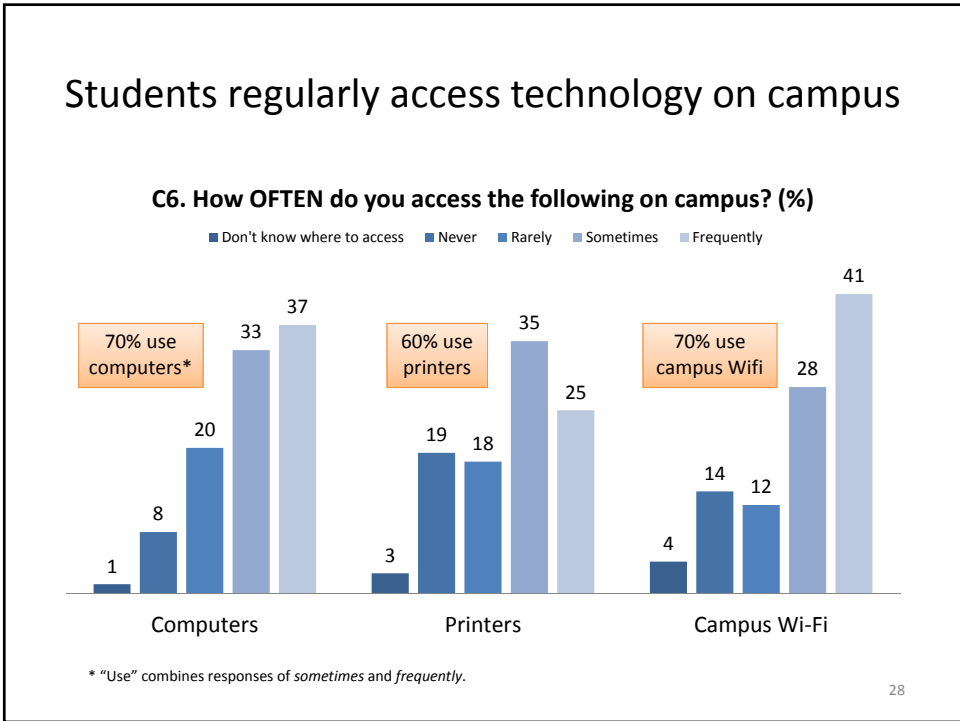
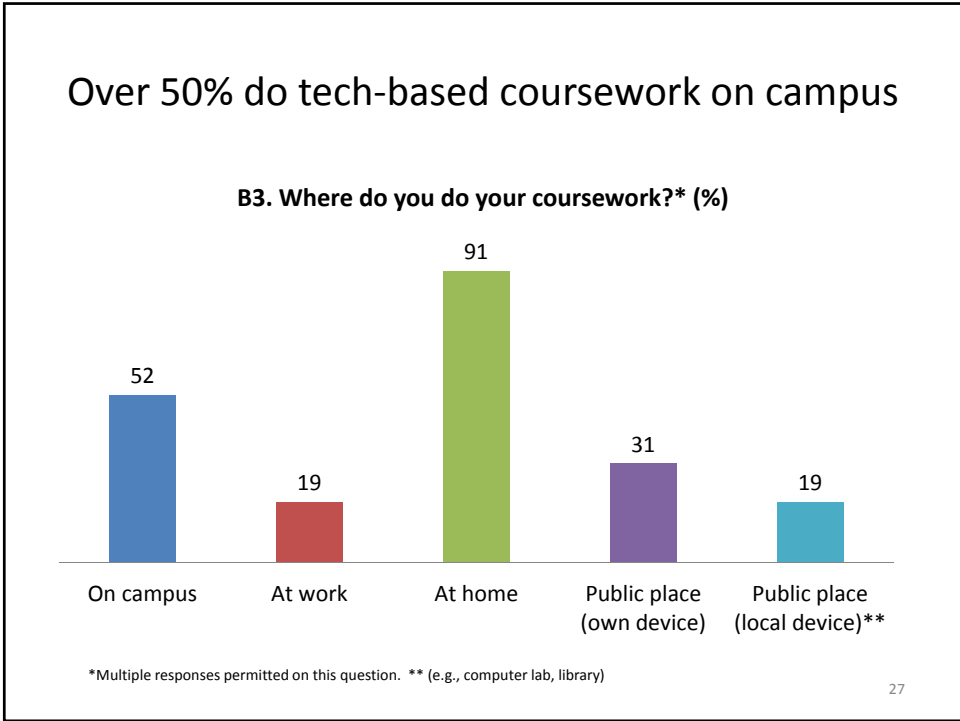
*Multiple responses permitted on this question.

25

El Camino College wanted to know...

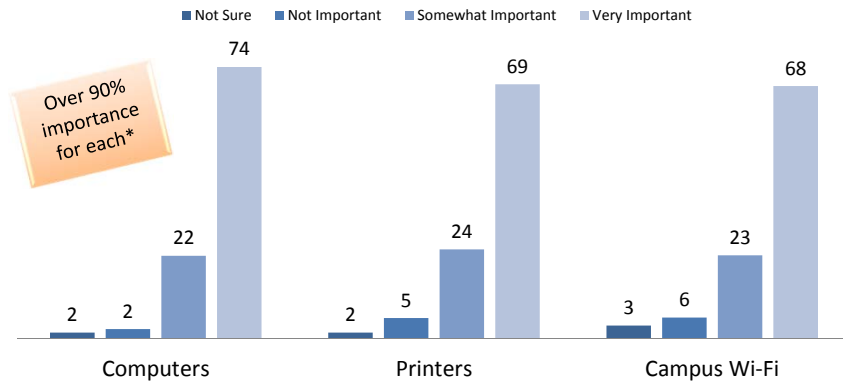
HOW DO STUDENTS USE TECHNOLOGY ON CAMPUS?

26



Access is important to nearly all students

C7. How **IMPORTANT** is access to the following on campus?
(%)



* Somewhat and Very Important combined

29

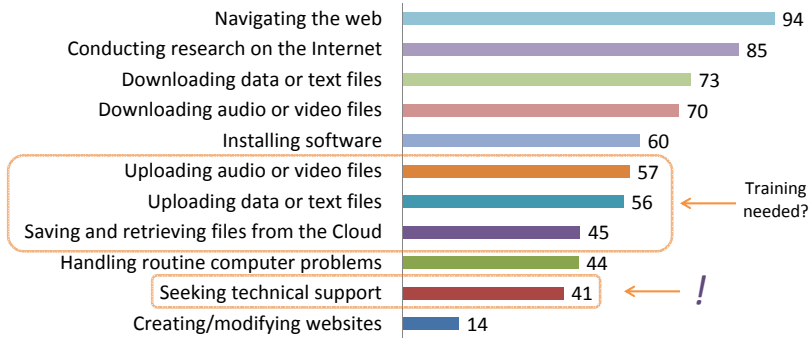
El Camino College wanted to know...

HOW COMFORTABLE ARE STUDENTS WITH TECHNOLOGY?

30

Most students are comfortable with handling web basics (but not with asking for help!)

B9. Which of the following do you feel comfortable doing on your own? (%)

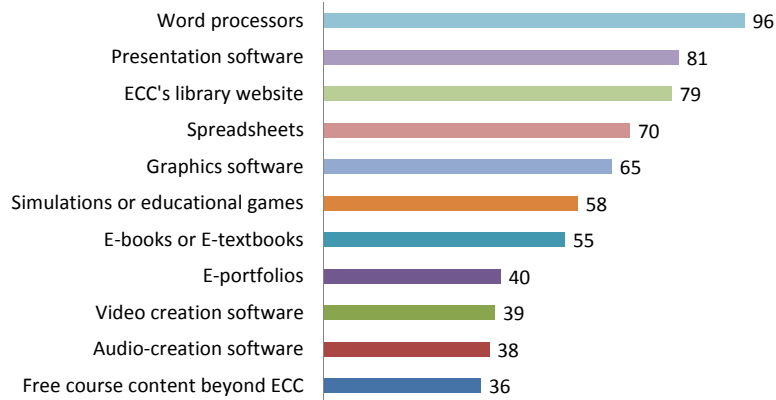


* Multiple responses permitted on this item

31

Most students use office software & library website

A3. How often do you use ...?*

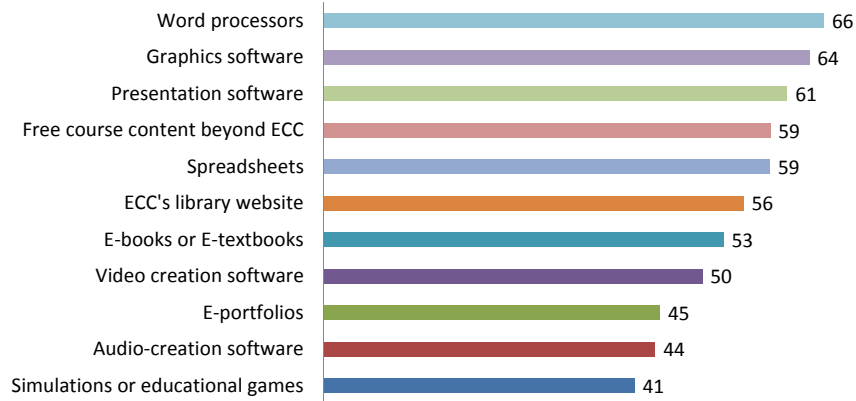


* Multiple responses permitted on this item

32

...and these showed the highest interest for skill development.

A4. How likely would you seek instruction for...?*

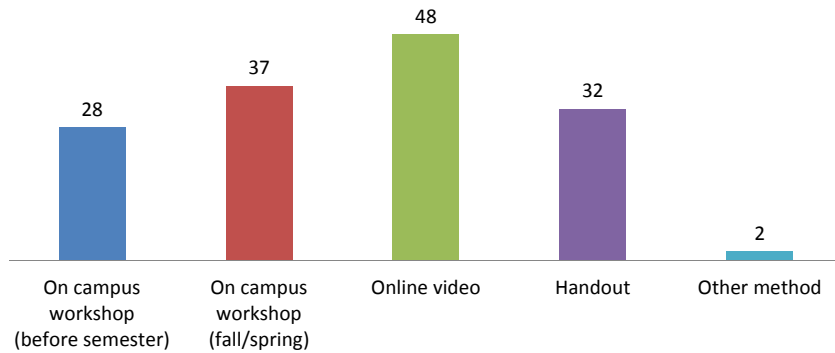


* Multiple responses permitted on this item

33

Desired mode of skill development varied

A5. Method of instructional delivery desired (for tech skill development)*



*Multiple responses permitted on this question.

34

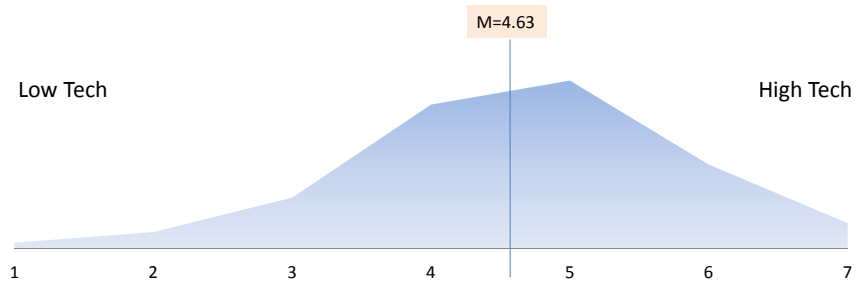
El Camino College wanted to know...

WHAT DO STUDENTS THINK OF CAMPUS TECHNOLOGY?

35

ECC is somewhat more high tech than low tech

A8. How does El Camino College rate on the following scale?



36

MyECC – Best Things

1. Convenience of Online Services (31%)
 - Registration, Payments, Grades, Reminders
2. Easy to Navigate/Use/Access (22%)
3. Information and Resources (12%)
4. Team Sites and Communicating with Faculty (12%)

37

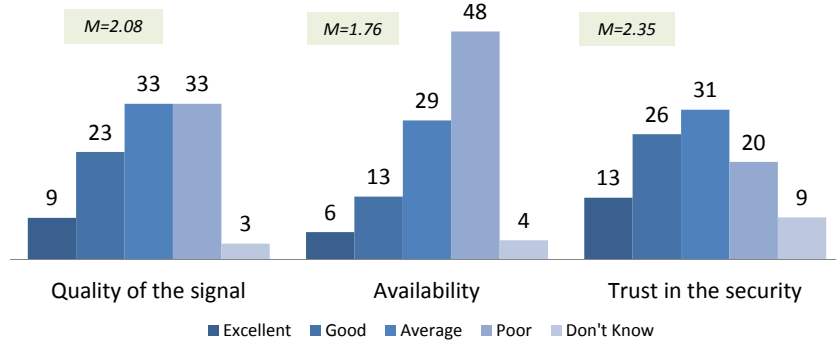
MyECC – Worst Things

1. Downtimes (25%)
2. Slowness/loading times (22%)
3. Unappealing interface (10%)
4. Some parts cumbersome or confusing (7%)

38

Wi-Fi needs improvement

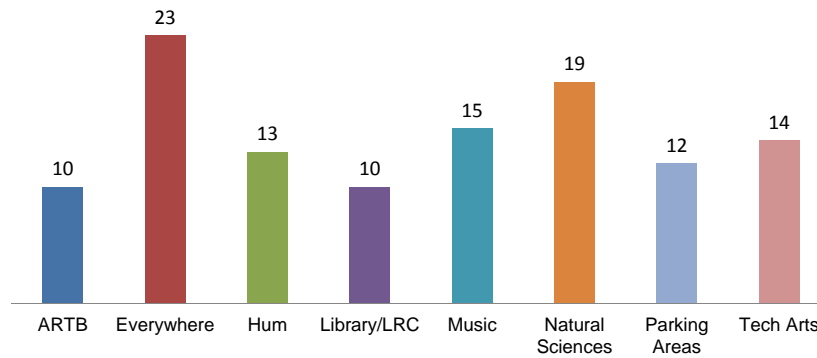
S9. Ratings of Campus Wi-Fi (%)
(mean ratings out of 4.0)



39

Wi-Fi – places for the next hub

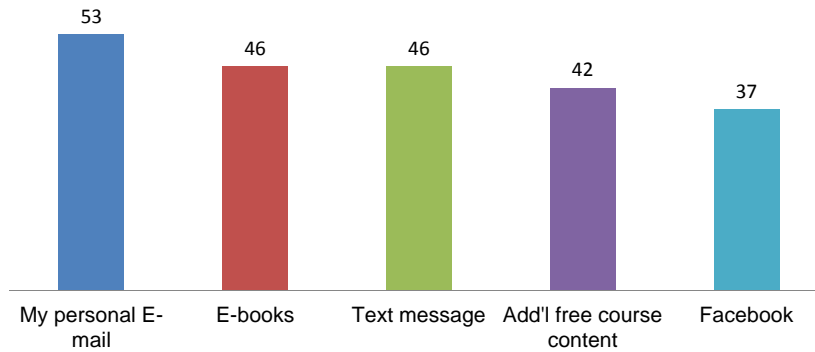
S10. Where to add a campus Wi-Fi Signal (Count)



40

ECC should use more of...

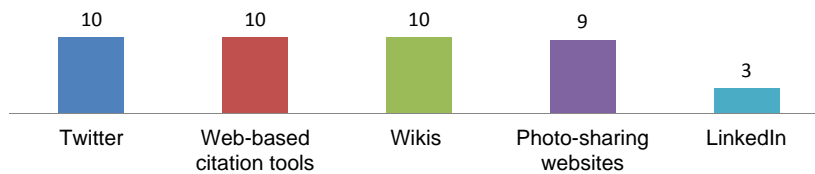
S6a. Which should ECC use more often? (%)



41

Little student interest in...

S6b. Which should ECC use more often? (%)



42

How ECC can use tech better

1. Put lectures online (lecture capture, notes posted before class)
2. Text or email notifications (canceled class, deadlines, events)
3. Allow students to use their devices in class
4. Post (in-term) grade detail online
5. More resources online as an extension of lectures/textbook

* Smartphone Survey, Q7

43

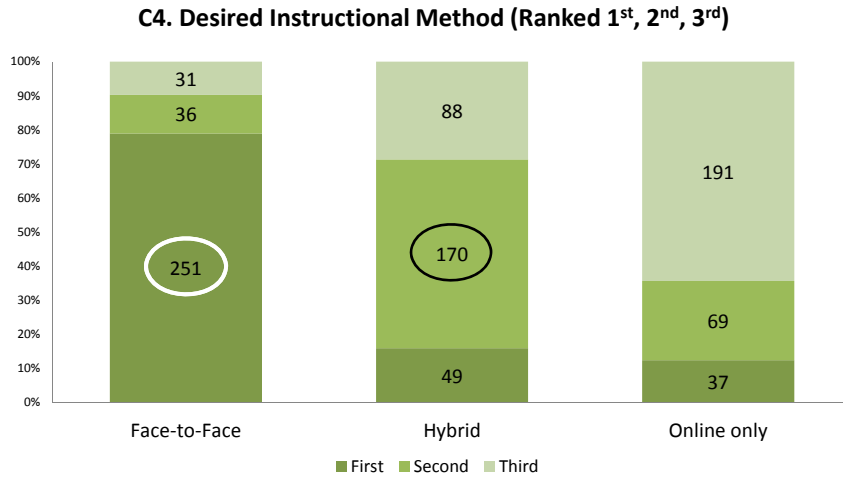
How ECC can use tech better

6. Use video & other tech to convey concepts
7. Post homework & allow online submission of assignments
8. Use PowerPoint for lectures
9. Use Facebook and/or twitter
10. Chat or Skype during office hours or with other students

* Smartphone Survey, Q7

44

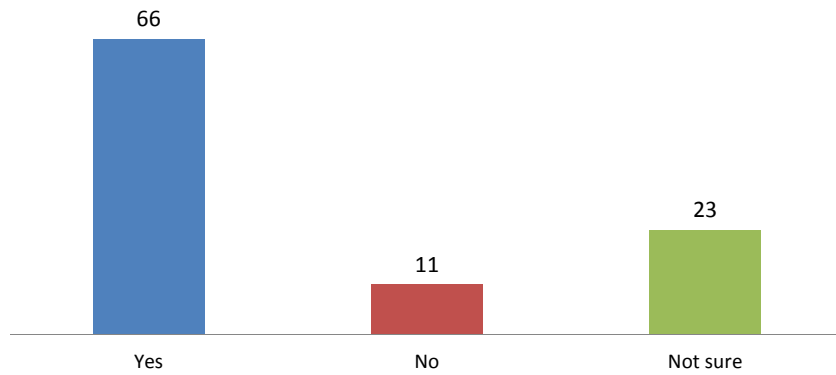
55% like hybrid classes (but they rank 2nd to F2F)



45

Two-thirds think tech adds to engagement

C5. Does technology use in the classroom increase your engagement and interest in the subject matter? (%)



46

El Camino College Student Technology Survey

CONCLUSION

47

Major Findings

1. The digital divide is narrow at ECC, but training in basics may be needed.
2. Most students have Smartphones but use them in limited ways for college work.
3. Students text their friends, but use MyECC or email for the College.
4. Face-to-face classes are preferred but more technology integration in the classroom is desired.
5. Greater portal capacity & Wi-Fi access desired (in classrooms, study/social areas, & parking lots)

48



Coming in Spring 2013...

Employee Technology Survey

To access this and other reports, visit:

<http://www.elcamino.edu/administration/ir/surveys.asp>