

Smoking Policy Survey 2011 – Results

El Camino College Torrance Campus

In Fall 2011, El Camino College students and employees were surveyed regarding their opinion of a new smoking policy* proposing a Smoke-Free Campus with smoking restricted to designated areas along the perimeter (edge) of campus.

Out of 360 employee responses, 199 favored the proposed policy (56%), while 39% did not favor the policy (about 5% had no preference).

Employee groups favored the proposed new policy at the following levels:

- Classified Staff (59% favored the policy)
- Faculty (55% favored)
- Managers/Supervisors/Confidential (50% favored)

Students (295 responses) favored the policy at 69%.

Of those who did NOT support the proposed policy, 62% of employees supported a complete ban (24% of all respondents). Only 34% of *students* supported a complete ban (8% of all respondents). More detailed survey results are found on the second and third pages of this report.

*Proposed policy:

**El Camino Community College District
Board of Trustees
Board Policy Manual**




Non-Smoking Areas (Proposed Board Policy)

In order to provide a safe learning and working environment for students and employees, the Board of Trustees has authorized Policy to provide a Smoke-Free Campus. The Policy will rely on the consideration and cooperation of smokers and non-smokers and it will be the responsibility of all members of the District to observe and follow established guidelines. Smoking will be prohibited in all indoor and outdoor campus locations and in District vehicles. Smoking areas will be provided in strategic and designated smoking areas around the perimeter of campus and will be conspicuously posted throughout. The Policy shall be communicated to all employees, students, and guests and will be published in the college's schedule of classes, handbooks, websites, and other appropriate locations.



Student Smoking Survey Fall 2011

N = 295

1. The proposed College Policy would restrict smoking to strategic designated areas* of the campus. Do you support this policy?

Response	Frequency	Percent	Mean: 1.61
Yes	202	68.71	
No	68	23.13	
I have no preference	24	8.16	

2. If No, what change would you make to the policy?

Response	Frequency	Percent	Mean: 1.57
Completely ban smoking—No designated smoking areas on campus properties.	85	43.37	
Maintain existing campus policy in line with State Law smoking prohibited indoors and within 20 feet of building entryways and windows.	111	56.63	

Faculty and Staff Smoking Survey Fall 2011

1. The proposed Board Policy would restrict smoking to strategic designated areas* of the campus. Do you support this policy?

Response	Frequency	Percent	Mean: 1.33
Yes	2	66.67	<div style="width: 66.67%; background-color: black; height: 15px;"></div>
No	0	0.00	<div style="width: 0%; background-color: black; height: 15px;"></div>
I have no preference	1	33.33	<div style="width: 33.33%; background-color: black; height: 15px;"></div>

2. If No, what change would you make to the policy?

Response	Frequency	Percent	Mean: 1.50
Completely ban smoking—No designated smoking areas on campus properties.	1	50.00	<div style="width: 50.00%; background-color: black; height: 15px;"></div>
Maintain existing campus policy in line with State Law smoking prohibited indoors and within 20 feet of building entryways and windows.	1	50.00	<div style="width: 50.00%; background-color: black; height: 15px;"></div>

3. What is your employment classification?

Response	Frequency	Percent	Mean: -
Faculty	0	0.00	<div style="width: 0%; background-color: black; height: 15px;"></div>
Classified Staff	0	0.00	<div style="width: 0%; background-color: black; height: 15px;"></div>
Supervisor/Manager/Administrator/Confidential	0	0.00	<div style="width: 0%; background-color: black; height: 15px;"></div>
Other	0	0.00	<div style="width: 0%; background-color: black; height: 15px;"></div>