

El Camino College Compton Center Results, Online Student Survey Spring 2011

The Online Student Survey was distributed to over 3,000 students enrolled in online classes in Spring 2011 at El Camino College and Compton Center. A total of 438 responses were received (15% response rate) from the electronic survey¹. This paper provides an executive summary of the main findings from the survey for students taking Compton Center online classes only (N=122); detailed response tallies are attached.

Background Information.

More than half (57%) of online students worked more than 20 hours per week, while a third (32%) were not employed. Twenty-six percent had no previous experience in online courses.

Opinions about Online Instruction.

Students were asked a variety of questions about online instruction. The top reasons for taking courses online are the flexibility/convenience and ease of coordinating with work or family commitments. Only about 4% cited living far from campus as a motivation to take online classes. Over 77% preferred either an all-online course (38%) or hybrid course (39%), with 24% preferring the face-to-face environment. Most felt that the online course workload was heavier (32%) or about the same (57%) as in their face-to-face classes, suggesting that online courses are as rigorous as their on-campus equivalents. The vast majority of respondents agreed that they are learning as well online as on campus, with 60% completely agreeing and 23% somewhat agreeing. Online *teaching* was rated with 70% stating that this instructional method was as effective (50%), or more effective (20%), than face-to-face teaching.

Interest in Future Online Opportunities.

Students were asked about their interest in online offerings. If the courses were only available online, about 45% would still enroll. The likelihood of taking another course online remained high, about 89%. Those who would not likely return to the online environment preferred face-to-face instruction (39%) and more interaction with instructors (32%). Also, some stated that they had trouble staying motivated (21%) and/or not enough interaction with other students (18%)². Respondents also were interested in taking hybrid courses, but to a lesser degree than all-online classes (68% likely). Sixty-nine percent of respondents expressed at least some

¹ The error margin for all results is $\pm 4.38\%$ with 95% confidence.

² Respondents could indicate multiple reasons for not returning, so percentages do not add up to 100%.

interest in working completely online to receive their degree. Subjects that respondents would like to see offered online were: General Education courses, math, science, and English.

Online Support Services.

When asked if they discussed the pros and cons of online classes with others before enrolling, 32% of respondents did so, and the persons consulted most were family and friends. Just over half (52%) found the Online Student Handbook helpful, with 30% either not consulting or not aware of the handbook. Among the student support services available *online*, 66% utilized the catalog or other course information, 52% accessed financial aid services, and 23% accessed academic counseling. When asked if they would access online support if available, most students (about 90%) indicated that they would be somewhat or very likely to access academic counseling and tutoring services.

Online Student Survey CEC Only

122 Responses

Filter: Q110 = I am attending El Camino College Compton Center AND Q11 <> I am attending El Camino College Torrance campus

**1. Which of the following statements describe you?
(check all that apply)**

Response	Frequency	Percent	Mean: -
I am attending El Camino College Torrance campus	0	0.00	<input type="text"/>

**1. Which of the following statements describe you?
(check all that apply)**

Response	Frequency	Percent	Mean: 3.00
I am attending another community college	2	100.00	<input type="text"/>

**1. Which of the following statements describe you?
(check all that apply)**

Response	Frequency	Percent	Mean: -
I am enrolled at a 4-year private university	0	0.00	<input type="text"/>

2. On average, how many hours do you work at a job each week?

Response	Frequency	Percent	Mean: 4.77
1-10	5	4.10	<input type="text"/>
11-20	9	7.38	<input type="text"/>
21-30	14	11.48	<input type="text"/>
31-40	31	25.41	<input type="text"/>
Over 40	24	19.67	<input type="text"/>
Not currently employed	39	31.97	<input type="text"/>

**1. Which of the following statements describe you?
(check all that apply)**

Response	Frequency	Percent	Mean: 2.00
I am attending El Camino College Compton Center	122	100.00	<input type="text"/>

**1. Which of the following statements describe you?
(check all that apply)**

Response	Frequency	Percent	Mean: 4.00
I am enrolled at a 4-year public university	4	100.00	<input type="text"/>

**1. Which of the following statements describe you?
(check all that apply)**

Response	Frequency	Percent	Mean: -
I am not attending any college	0	0.00	<input type="text"/>

3. What is your gender?

Response	Frequency	Percent	Mean: 1.15
Female	104	85.25	<input type="text"/>
Male	18	14.75	<input type="text"/>
Other or decline to state	0	0.00	<input type="text"/>

4. What is your age group?

Response	Frequency	Percent	Mean: 4.39
Under 17	0	0.00	<input type="text"/>
17 to 21	16	13.11	<input type="text"/>
22 to 24	18	14.75	<input type="text"/>
25 to 30	25	20.49	<input type="text"/>
31 to 40	37	30.33	<input type="text"/>
41 to 50	18	14.75	<input type="text"/>
Over 50	8	6.56	<input type="text"/>

5. What are your main reasons for taking a course online (vs. in-class)? (check all that apply)

Response	Frequency	Percent	Mean: 2.00
Coordinates better with work and/or family commitments	68	100.00	<input type="text"/>

5. What are your main reasons for taking a course online (vs. in-class)? (check all that apply)

Response	Frequency	Percent	Mean: 4.00
Prefer the online course format	25	100.00	<input type="text"/>

5. What are your main reasons for taking a course online (vs. in-class)? (check all that apply)

Response	Frequency	Percent	Mean: 6.00
More convenient or flexible	65	100.00	<input type="text"/>

5. What are your main reasons for taking a course online (vs. in-class)? (check all that apply)

Response	Frequency	Percent	Mean: 8.00
Other	2	100.00	<input type="text"/>

6. If your current online course(s) was/were available ONLY ON CAMPUS, would you take it (or them)?

Response	Frequency	Percent	Mean: -
No	0	0.00	<input type="text"/>

5. What are your main reasons for taking a course online (vs. in-class)? (check all that apply)

Response	Frequency	Percent	Mean: 1.00
Do not live within driving distance of campus	5	100.00	<input type="text"/>

5. What are your main reasons for taking a course online (vs. in-class)? (check all that apply)

Response	Frequency	Percent	Mean: 3.00
On-campus sections I wanted were full or not available	17	100.00	<input type="text"/>

5. What are your main reasons for taking a course online (vs. in-class)? (check all that apply)

Response	Frequency	Percent	Mean: 5.00
Conflicts with on-campus classes	18	100.00	<input type="text"/>

5. What are your main reasons for taking a course online (vs. in-class)? (check all that apply)

Response	Frequency	Percent	Mean: 7.00
The course was available only online	11	100.00	<input type="text"/>

6. If your current online course(s) was/were available ONLY ON CAMPUS, would you take it (or them)?

Response	Frequency	Percent	Mean: 1.00
Yes	55	100.00	<input type="text"/>

6. If your current online course(s) was/were available ONLY ON CAMPUS, would you take it (or them)?

Response	Frequency	Percent	Mean: -
Maybe	0	0.00	<input type="text"/>

7. How many courses have you previously taken online in your college experience?

Response	Frequency	Percent	Mean: 2.31
This is my first course	32	26.45	
1 to 2 courses	35	28.93	
3 to 4 courses	38	31.40	
5 or more courses	16	13.22	

9. If you marked somewhat or very unlikely, for what reason would you not take other online classes? (check all that apply)

Response	Frequency	Percent	Mean: -
Finished taking course work	8	21.05	
Prefer the face-to-face classroom environment	15	39.47	
Had trouble staying motivated in an online setting	8	21.05	
Not enough interaction with the instructor	12	31.58	
Not enough interaction with other students	7	18.42	
Too many technical problems	3	7.89	
Other	10	26.32	

11. How interested would you be in getting a certificate or degree purely online?

Response	Frequency	Percent	Mean: 3.88
Very interested	49	40.16	
Somewhat interested	35	28.69	
Probably not interested	18	14.75	
Definitely not interested	14	11.48	
Not sure	6	4.92	

8. What is the likelihood that you will take more online classes?

Response	Frequency	Percent	Mean: 1.40
Very Likely	94	78.33	
Somewhat Likely	14	11.67	
Somewhat Unlikely	2	1.67	
Very Unlikely	10	8.33	
Not sure	0	0.00	


10. In terms of the amount of time spent on a course, how would you compare an online course to an on-campus course?

Response	Frequency	Percent	Mean: 2.34
Online course involves more work	39	31.97	
Online course involves less work	8	6.56	
About the same amount of work is required for each	70	57.38	
No opinion	5	4.10	


12. What subjects would you like to see offered online by El Camino College or El Camino College Compton Center? (check all that apply)

Response	Frequency	Percent	Mean: 1.00
Accounting	28	100.00	


12. What subjects would you like to see offered online by El Camino College or El Camino College Compton Center? (check all that apply)

Response	Frequency	Percent	Mean: 2.00
Computer Information Systems	28	100.00	


12. What subjects would you like to see offered online by El Camino College or El Camino College Compton Center? (check all that apply)

Response	Frequency	Percent	Mean: 4.00
General education	52	100.00	


12. What subjects would you like to see offered online by El Camino College or El Camino College Compton Center? (check all that apply)

Response	Frequency	Percent	Mean: 6.00
Math	51	100.00	






12. What subjects would you like to see offered online by El Camino College or El Camino College Compton Center? (check all that apply)

Response	Frequency	Percent	Mean: 8.00
Real estate	21	100.00	


12. What subjects would you like to see offered online by El Camino College or El Camino College Compton Center? (check all that apply)

Response	Frequency	Percent	Mean: 10.00
Writing or Reading	31	100.00	


13. What is the likelihood that you would take a hybrid course (weekly meetings on campus with online content/work time)?

Response	Frequency	Percent	Mean: 3.81
Very likely	42	35.29	
Somewhat likely	39	32.77	
Probably not	19	15.97	
Definitely not	11	9.24	
Not sure	8	6.72	


12. What subjects would you like to see offered online by El Camino College or El Camino College Compton Center? (check all that apply)

Response	Frequency	Percent	Mean: 3.00
English	37	100.00	

12. What subjects would you like to see offered online by El Camino College or El Camino College Compton Center? (check all that apply)

Response	Frequency	Percent	Mean: 5.00
Languages other than English	32	100.00	


12. What subjects would you like to see offered online by El Camino College or El Camino College Compton Center? (check all that apply)

Response	Frequency	Percent	Mean: 7.00
Office software training	26	100.00	




12. What subjects would you like to see offered online by El Camino College or El Camino College Compton Center? (check all that apply)

Response	Frequency	Percent	Mean: 9.00
Science	51	100.00	

12. What subjects would you like to see offered online by El Camino College or El Camino College Compton Center? (check all that apply)

Response	Frequency	Percent	Mean: 11.00
Other	13	100.00	

14. Please indicate your most preferred course environment.

Response	Frequency	Percent	Mean: 1.86
Online only completely online except for orientation/some tests	45	37.82	
Hybrid mix of online and on campus	46	38.66	
Face-to-face on campus only	28	23.53	

15. Which of the following electronic devices do you use regularly? (check all that apply)

Response	Frequency	Percent	Mean: 1.00
PC/desktop computer or Laptop	117	100.00	

15. Which of the following electronic devices do you use regularly? (check all that apply)

Response	Frequency	Percent	Mean: 3.00
Cell phone for text messaging	92	100.00	

15. Which of the following electronic devices do you use regularly? (check all that apply)

Response	Frequency	Percent	Mean: 5.00
Other Smartphone	34	100.00	

15. Which of the following electronic devices do you use regularly? (check all that apply)

Response	Frequency	Percent	Mean: 7.00
Portable Video Player such as video iPod	12	100.00	

15. Which of the following electronic devices do you use regularly? (check all that apply)

Response	Frequency	Percent	Mean: 9.00
E-Readers such as Kindle or Nook	10	100.00	

15. Which of the following electronic devices do you use regularly? (check all that apply)

Response	Frequency	Percent	Mean: 11.00
Other	3	100.00	

16. Which of the following websites do you access regularly? (check all that apply)

Response	Frequency	Percent	Mean: 2.00
Ask.com	22	100.00	

16. Which of the following websites do you access regularly? (check all that apply)

Response	Frequency	Percent	Mean: 4.00
Craigslist.com	45	100.00	

15. Which of the following electronic devices do you use regularly? (check all that apply)

Response	Frequency	Percent	Mean: 2.00
Cell phone for phone calls	97	100.00	

15. Which of the following electronic devices do you use regularly? (check all that apply)

Response	Frequency	Percent	Mean: 4.00
iPhone	15	100.00	

15. Which of the following electronic devices do you use regularly? (check all that apply)

Response	Frequency	Percent	Mean: 6.00
MP3 Player	41	100.00	

15. Which of the following electronic devices do you use regularly? (check all that apply)

Response	Frequency	Percent	Mean: 8.00
Tablet such as iPad or Galaxy Tab	7	100.00	

15. Which of the following electronic devices do you use regularly? (check all that apply)

Response	Frequency	Percent	Mean: 10.00
DVD/CD recorder	50	100.00	

16. Which of the following websites do you access regularly? (check all that apply)

Response	Frequency	Percent	Mean: 1.00
Amazon.com	52	100.00	


16. Which of the following websites do you access regularly? (check all that apply)

Response	Frequency	Percent	Mean: 3.00
Bing.com	29	100.00	


16. Which of the following websites do you access regularly? (check all that apply)

Response	Frequency	Percent	Mean: 5.00
eBay.com	32	100.00	


16. Which of the following websites do you access regularly? (check all that apply)

Response	Frequency	Percent	Mean: 6.00
Elcamino.edu – MyECC Web portal	107	100.00	


16. Which of the following websites do you access regularly? (check all that apply)

Response	Frequency	Percent	Mean: 8.00
Facebook.com	61	100.00	


16. Which of the following websites do you access regularly? (check all that apply)

Response	Frequency	Percent	Mean: 10.00
MSN.com	19	100.00	


16. Which of the following websites do you access regularly? (check all that apply)

Response	Frequency	Percent	Mean: 12.00
Wikipedia.org	38	100.00	


16. Which of the following websites do you access regularly? (check all that apply)

Response	Frequency	Percent	Mean: 14.00
YouTube.com	60	100.00	


17. Which of the following activities do you feel comfortable doing on your own? (Check all that apply)

Response	Frequency	Percent	Mean: 1.00
Navigating the web	109	100.00	


17. Which of the following activities do you feel comfortable doing on your own? (Check all that apply)

Response	Frequency	Percent	Mean: 3.00
Downloading audio or video files	73	100.00	


17. Which of the following activities do you feel comfortable doing on your own? (Check all that apply)

Response	Frequency	Percent	Mean: 5.00
Uploading audio or video files	57	100.00	


16. Which of the following websites do you access regularly? (check all that apply)

Response	Frequency	Percent	Mean: 7.00
Elcamino.edu – MyECC excluding MyECC	39	100.00	


16. Which of the following websites do you access regularly? (check all that apply)

Response	Frequency	Percent	Mean: 9.00
Google.com	85	100.00	


16. Which of the following websites do you access regularly? (check all that apply)

Response	Frequency	Percent	Mean: 11.00
MySpace.com	4	100.00	


16. Which of the following websites do you access regularly? (check all that apply)

Response	Frequency	Percent	Mean: 13.00
Yahoo.com	86	100.00	


16. Which of the following websites do you access regularly? (check all that apply)

Response	Frequency	Percent	Mean: 15.00
Other	11	100.00	


17. Which of the following activities do you feel comfortable doing on your own? (Check all that apply)

Response	Frequency	Percent	Mean: 2.00
Downloading data or text files	89	100.00	


17. Which of the following activities do you feel comfortable doing on your own? (Check all that apply)

Response	Frequency	Percent	Mean: 4.00
Uploading data or text files	71	100.00	


17. Which of the following activities do you feel comfortable doing on your own? (Check all that apply)

Response	Frequency	Percent	Mean: 6.00
Installing software	68	100.00	



17. Which of the following activities do you feel comfortable doing on your own? (Check all that apply)

Response	Frequency	Percent	Mean: 7.00
Creating/modifying websites	22	100.00	




17. Which of the following activities do you feel comfortable doing on your own? (Check all that apply)

Response	Frequency	Percent	Mean: 9.00
Handling routine computer problems	40	100.00	


18. Before enrolling, did you communicate with (speak with or write to) someone about the advantages and disadvantages of taking an online course?

Response	Frequency	Percent	Mean: 0.32
Yes	39	32.23	
No	82	67.77	


20. What computer platform do you normally use?

Response	Frequency	Percent	Mean: 1.36
PC	96	79.34	
Mac	6	4.96	
Both PC and Mac	19	15.70	





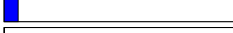

17. Which of the following activities do you feel comfortable doing on your own? (Check all that apply)

Response	Frequency	Percent	Mean: 8.00
Transferring data via FTP	13	100.00	







17. Which of the following activities do you feel comfortable doing on your own? (Check all that apply)

Response	Frequency	Percent	Mean: 10.00
Seeking technical support	56	100.00	

19. If so, with whom did you communicate?

Response	Frequency	Percent	Mean: 3.24
Distance Education Office	6	14.29	
ECC counselor or advisor	6	14.29	
Faculty	5	11.90	
Friend or family	22	52.38	
Other	3	7.14	
Not applicable	0	0.00	

21. What operating system (Windows, etc) do you normally use?

Response	Frequency	Percent	Mean: 3.13
Windows 2000 or earlier	9	7.44	
Windows XP	30	24.79	
Windows Vista	28	23.14	
Windows 7	46	38.02	
Mac system	6	4.96	
Other	2	1.65	

22. What web browser do you use most?

Response	Frequency	Percent	Mean: 1.70
Internet Explorer	71	60.17	
Google Chrome	19	16.10	
Mozilla Firefox	24	20.34	
Opera	0	0.00	
Safari	4	3.39	
Other	0	0.00	

23. Which course management system are you using in your course(s)? (check all that apply)

Response	Frequency	Percent	Mean: 2.00
CourseCompass	18	100.00	

23. Which course management system are you using in your course(s)? (check all that apply)

Response	Frequency	Percent	Mean: 4.00
Instructor website	9	100.00	

23. Which course management system are you using in your course(s)? (check all that apply)

Response	Frequency	Percent	Mean: 6.00
Other	2	100.00	

Ease of use

Response	Frequency	Percent	Mean: 4.60
Excellent	81	68.64	
Good	28	23.73	
Average	8	6.78	
Fair	1	0.85	
Poor	0	0.00	
Have not used	0	0.00	

Technical support

Response	Frequency	Percent	Mean: 4.29
Excellent	45	51.72	
Good	27	31.03	
Average	11	12.64	
Fair	3	3.45	
Poor	1	1.15	
Have not used	0	0.00	

23. Which course management system are you using in your course(s)? (check all that apply)

Response	Frequency	Percent	Mean: 1.00
Blackboard	15	100.00	

23. Which course management system are you using in your course(s)? (check all that apply)

Response	Frequency	Percent	Mean: 3.00
Etudes	109	100.00	

23. Which course management system are you using in your course(s)? (check all that apply)

Response	Frequency	Percent	Mean: 5.00
Quiz Lab	3	100.00	

23. Which course management system are you using in your course(s)? (check all that apply)

Response	Frequency	Percent	Mean: 7.00
Not sure	3	100.00	


Features

Response	Frequency	Percent	Mean: 4.49
Excellent	69	61.06	
Good	33	29.20	
Average	9	7.96	
Fair	1	0.88	
Poor	1	0.88	
Have not used	0	0.00	


25. What type of course orientation did you experience in your current or most recent course? (Check all that apply)

Response	Frequency	Percent	Mean: 1.00
On-Line Orientation	74	100.00	








25. What type of course orientation did you experience in your current or most recent course? (Check all that apply)

Response	Frequency	Percent	Mean: 2.00
Face-to-face orientation on campus	27	100.00	


25. What type of course orientation did you experience in your current or most recent course? (Check all that apply)

Response	Frequency	Percent	Mean: 4.00
Did not participate in a course orientation	19	100.00	


26. Please rate the helpfulness of the Distance Education Online Student Handbook in preparing you for an online course.

Response	Frequency	Percent	Mean: 4.92
Very Helpful	40	33.06	
Helpful	35	28.93	
Neutral	7	5.79	
Unhelpful	3	2.48	
Very Unhelpful	0	0.00	
Did not access the online handbook	22	18.18	
Was not aware of a handbook	14	11.57	


27. What technological tools would you like to see more of in your course(s). (check all that apply)

Response	Frequency	Percent	Mean: 2.00
Interactive web pages	52	100.00	


27. What technological tools would you like to see more of in your course(s). (check all that apply)

Response	Frequency	Percent	Mean: 4.00
Video	53	100.00	


25. What type of course orientation did you experience in your current or most recent course? (Check all that apply)

Response	Frequency	Percent	Mean: 3.00
Other type of course orientation	4	100.00	


25. What type of course orientation did you experience in your current or most recent course? (Check all that apply)

Response	Frequency	Percent	Mean: 5.00
Don't remember	12	100.00	


27. What technological tools would you like to see more of in your course(s). (check all that apply)

Response	Frequency	Percent	Mean: 1.00
Links to other resources	73	100.00	

27. What technological tools would you like to see more of in your course(s). (check all that apply)

Response	Frequency	Percent	Mean: 3.00
Downloadable podcasts	37	100.00	

27. What technological tools would you like to see more of in your course(s). (check all that apply)

Response	Frequency	Percent	Mean: 5.00
Other please specify	8	100.00	

28. How do you usually read the materials posted online for your class?

Response	Frequency	Percent	Mean: 2.80
Print out materials	25	21.01	
Paste or download materials into another software program to read off-line	11	9.24	
Read on-screen	46	38.66	
About equal with printing out materials and reading on-screen	37	31.09	

30. Which student support services have you utilized online? (check all that apply)

Response	Frequency	Percent	Mean: 1.00
Counseling online or email	28	100.00	

30. Which student support services have you utilized online? (check all that apply)

Response	Frequency	Percent	Mean: 3.00
Online financial aid services	63	100.00	

30. Which student support services have you utilized online? (check all that apply)

Response	Frequency	Percent	Mean: 5.00
Other	6	100.00	

Tutoring

Response	Frequency	Percent	Mean: 0.16
Yes	19	16.24	
No	98	83.76	

29. What document format do you prefer?

Response	Frequency	Percent	Mean: 1.75
Word document new version or .docx	66	55.93	
Word document old version or .doc	25	21.19	
PDF	22	18.64	
RTF rich text format	2	1.69	
Ability to download to my Kindle or other reading device	1	0.85	
Other	2	1.69	

30. Which student support services have you utilized online? (check all that apply)

Response	Frequency	Percent	Mean: 2.00
Online catalog and/or databases	81	100.00	

30. Which student support services have you utilized online? (check all that apply)

Response	Frequency	Percent	Mean: 4.00
Online Reserves ERES	3	100.00	

Academic Counseling

Response	Frequency	Percent	Mean: 0.25
Yes	30	25.00	
No	90	75.00	

Academic Counseling

Response	Frequency	Percent	Mean: 4.47
Very likely	81	68.07	
Somewhat likely	26	21.85	
Probably not	5	4.20	
Definitely not	1	0.84	
Not sure	6	5.04	

Tutoring

Response	Frequency	Percent	Mean: 4.46
Very likely	78	67.83	
Somewhat likely	23	20.00	
Probably not	8	6.96	
Definitely not	1	0.87	
Not sure	5	4.35	

34. I learned or I am learning as well in an online course as I would have in a traditional classroom environment.

Response	Frequency	Percent	Mean: 4.30
Completely agree	72	59.50	
Somewhat Agree	28	23.14	
Neutral	12	9.92	
Somewhat Disagree	3	2.48	
Completely disagree	6	4.96	

33. Where do you usually work on your online course?

Response	Frequency	Percent	Mean: 3.41
On campus	4	3.31	
At work	8	6.61	
At home	86	71.07	
In a public place with my own computer	0	0.00	
In a public place with an available computer e.g. public library	3	2.48	
It varies	20	16.53	

35. In general, how effective is online teaching compared to face-to-face classroom teaching?

Response	Frequency	Percent	Mean: 2.26
Online teaching is more effective	24	20.00	
Online teaching is about as effective	60	50.00	
Online teaching is less effective	17	14.17	
I'm not really sure	19	15.83	