



Technology Survey Faculty Results

El Camino College & Compton Center
Spring 2013

a joint project of
the Academic Technology Committee and
Institutional Research & Planning

1

Why survey FACULTY about technology?

1. Plan for technology needs
2. Inform educational practice for all
3. Inform professional development plans

2

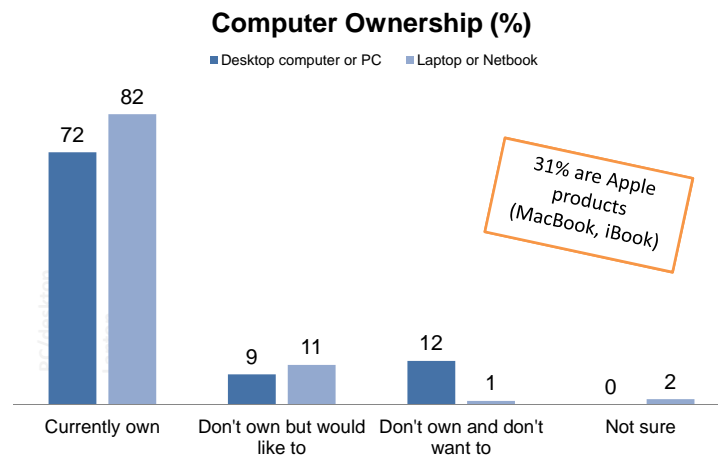
Survey details

- Online survey to all full-time and part-time instructors at ECC and Compton Center (spring 2013-active instructors only)
- Response counts:

Location	Count	Resp. Rate
ECC	184	
Compton	68	
Both	2	
Total	254	25%

3

95% own a laptop or desktop computer*

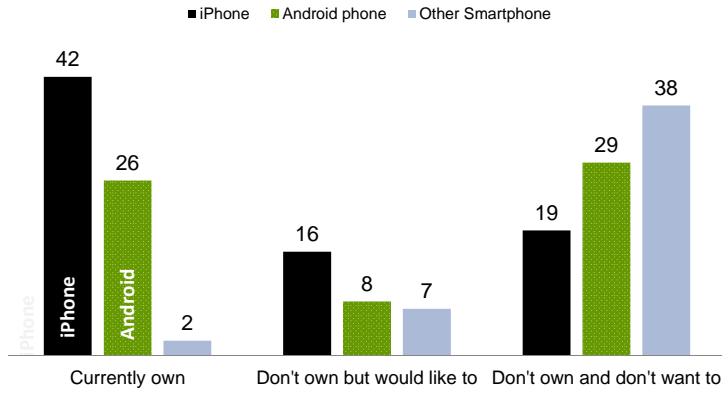


*Percentage based on combined results

4

69% own a smartphone, but 80% of students do*

1. Smartphone Ownership (%)

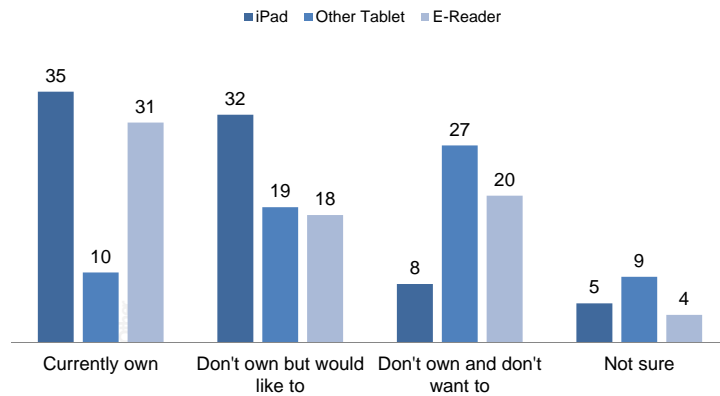


*Percentage based on combined results (all types of smartphone)

5

41% own a Tablet, but only 28% of students do*

Tablet Ownership (%)

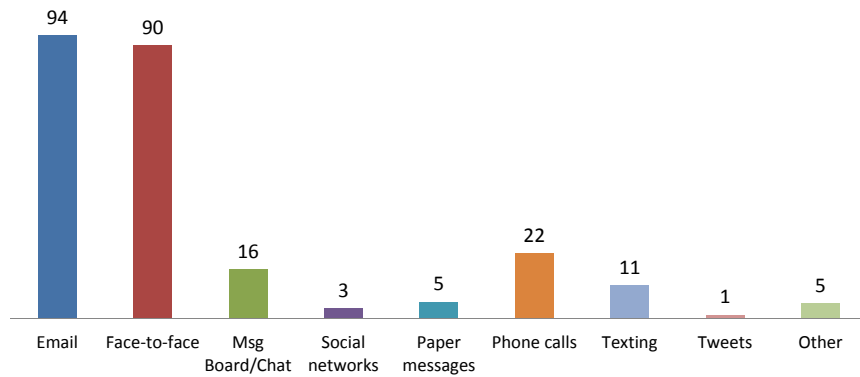


*Percentages based on combined Tablet results (iPad+Other) – Compton rates are 39% and 37%, respectively.

6

Most faculty communicate via email & F2F, similar to students

What are your preferred ways to **communicate** with students?



*Multiple responses permitted on this question.

7

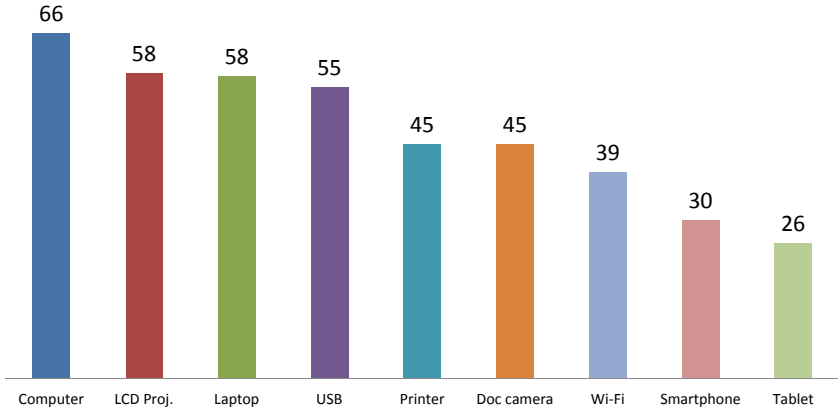
We wanted to know...

HOW DO FACULTY USE TECHNOLOGY FOR INSTRUCTION?

8

High use of hardware, but...

Devices & other technology - MOST Used (%)

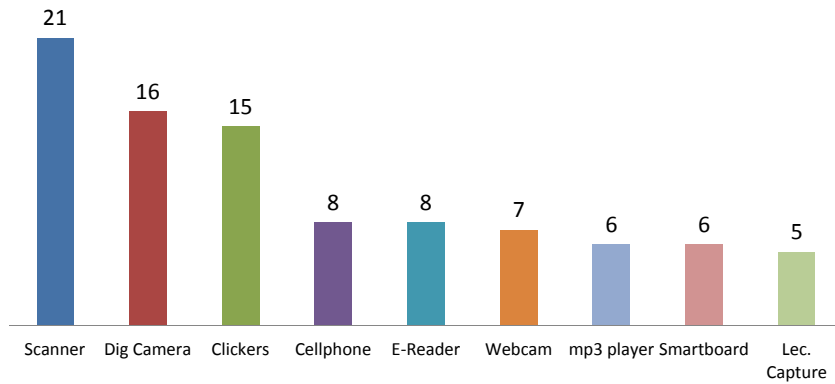


* Multiple responses permitted on this item

9

...lower use of mobile devices

Devices & other technology - LEAST Used (%)

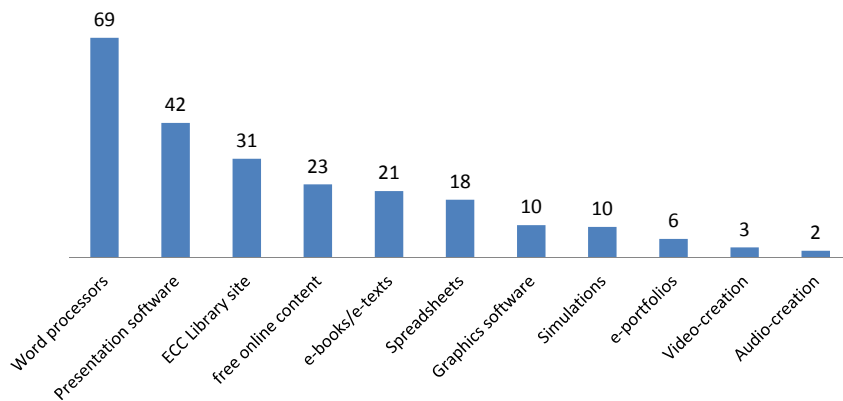


* Multiple responses permitted on this item

10

More likely to use office software / web content

Technology for Assignments (%)

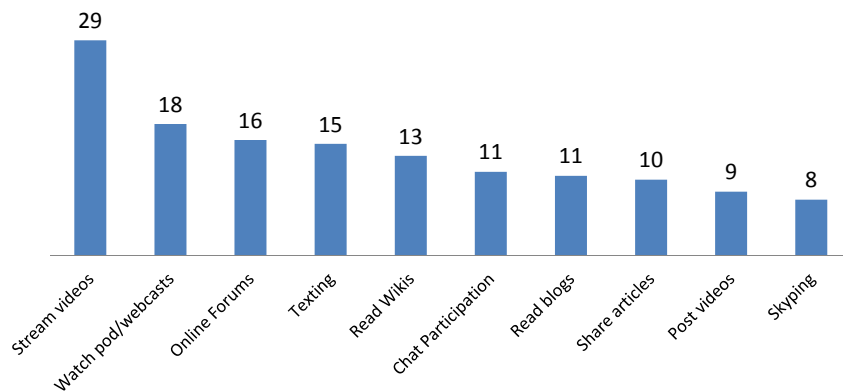


* Multiple responses permitted on this item

11

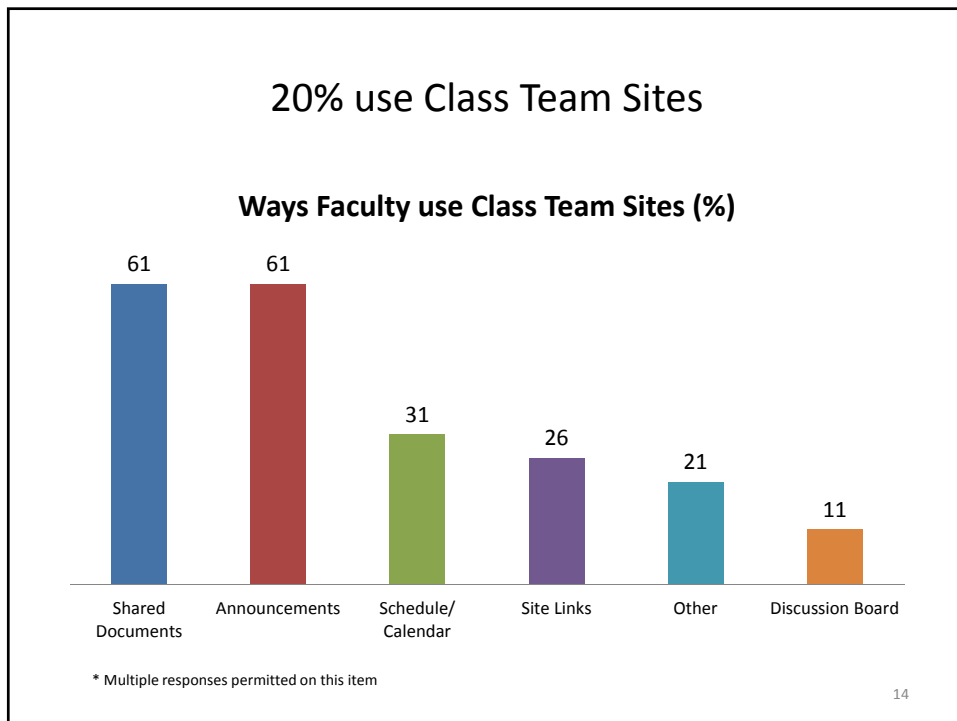
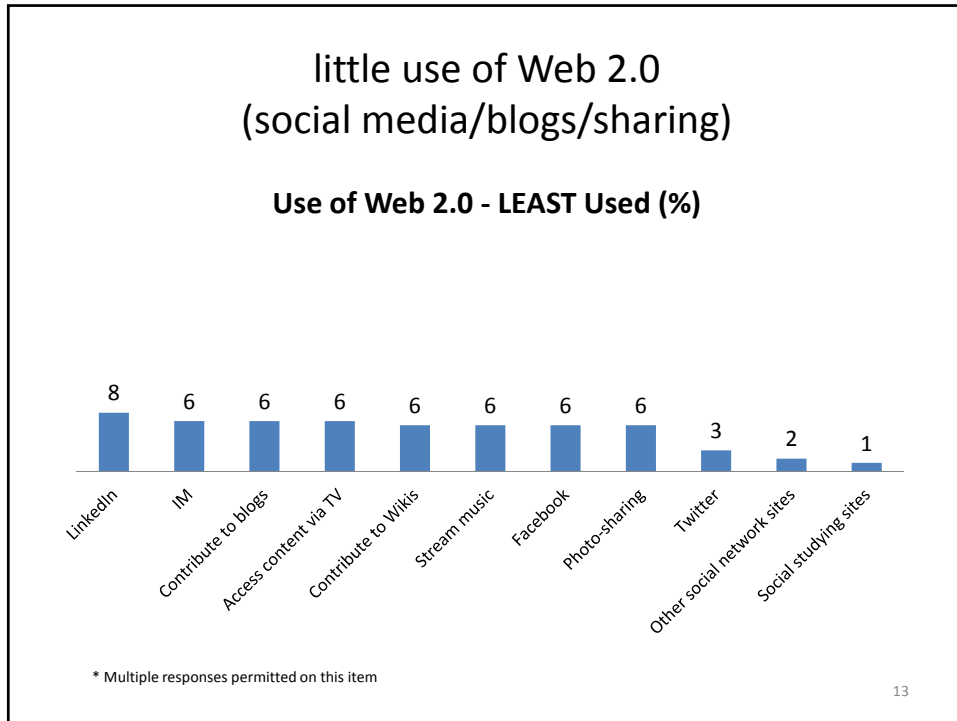
Other than YouTube, little use of Web 2.0

Use of Web 2.0 - MOST Used (%)



* Multiple responses permitted on this item

12



Student Suggestions

1. Put lectures online (lecture capture, notes posted before class)
2. Text or email notifications (canceled class, deadlines, events)
3. Allow students to use their devices in class
4. Post (in-term) grade detail online
5. More resources online as an extension of lectures/textbook

* Smartphone Survey, Q7

15

Student Suggestions (cont'd)

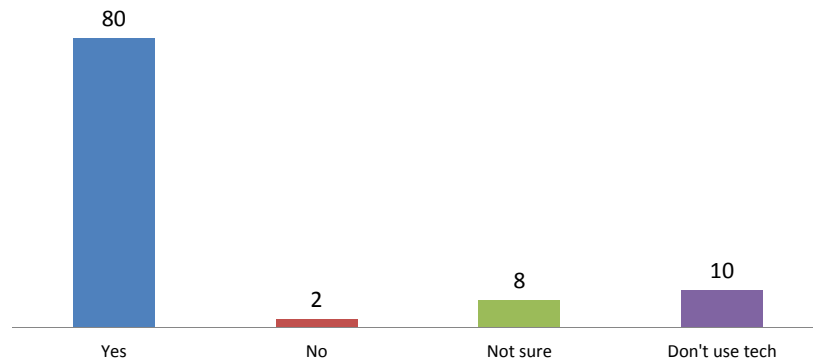
6. Use video & other tech to convey concepts
7. Post homework & allow online submission of assignments
8. Use PowerPoint for lectures
9. Use Facebook and/or twitter
10. Chat or Skype during office hours or with other students

* Smartphone Survey, Q7

16

80% think technology adds to engagement

Does technology use in the classroom increase student engagement and interest in the subject matter? (%)



17

Panel Participants

- Irene Graff, Research & Planning
- Michelle Priest, Biology, Compton Center
- Ambika Silva, Math, ECC Torrance campus
- Francine Vasilomanolakis, Professional Development
- Rica Young, Distance Education

18