



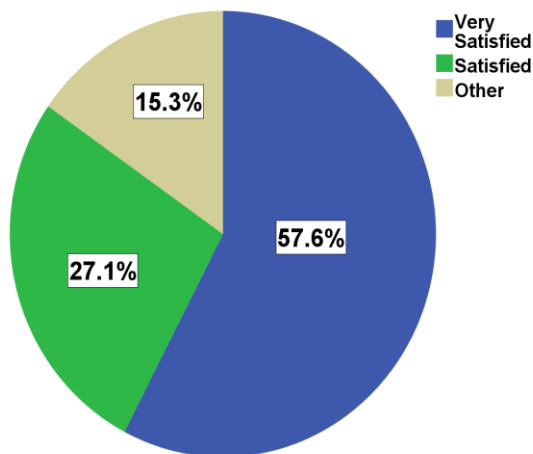
CAREER & TECHNICAL EDUCATION EMPLOYMENT OUTCOMES SURVEY

2021 COLLEGE REPORT

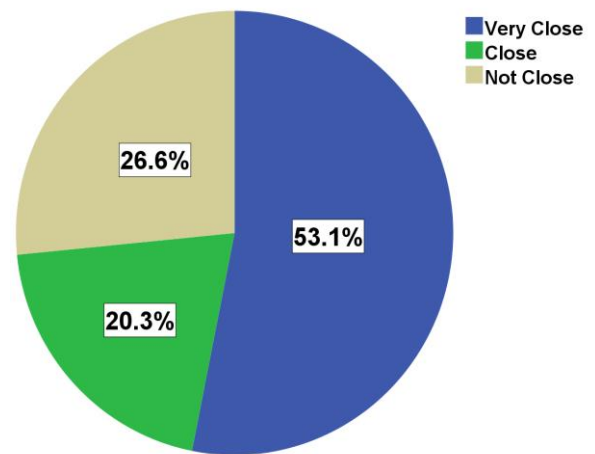
Compton College

Completer and skills-building students at Compton College were surveyed if they met one of the following criteria in 2018-2019, and did not enroll (or were minimally enrolled) in 2019-2020: earned a certificate of 6 or more units, earned a vocational degree, or earned 9+ CTE units (noncredit cohorts earned a noncredit vocational/CTE award or completed at least 48 CTE hours in that year). The survey was administered in 2021/2022 by e-mail, text message (SMS), and telephone. The survey addressed student perceptions of their CTE program, employment outcomes, and how their coursework and training relate to their current career. A total of 494 students were surveyed and 85 (17%) students responded: 35% by email, 55% by phone, and 9% by SMS.

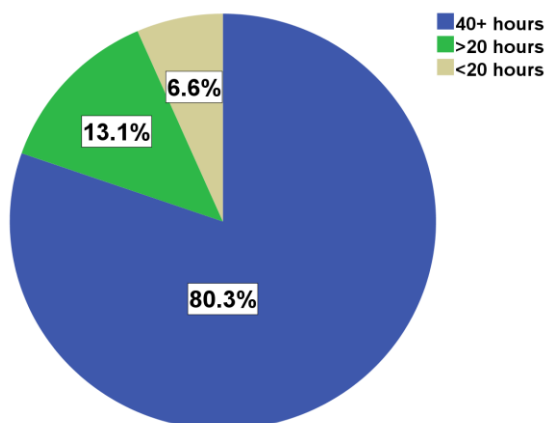
How satisfied are students with the education and training they received?



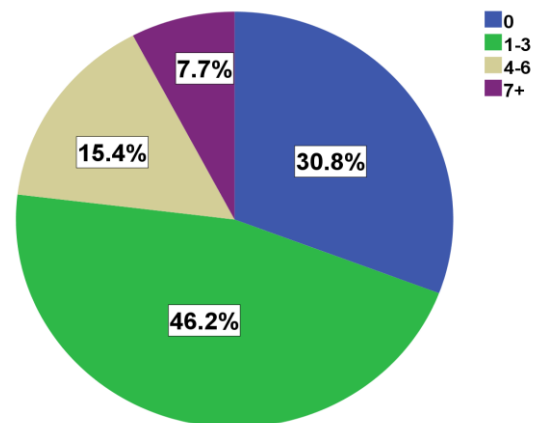
How many students secured a job that is closely related to their program of study?



How many hours per week are employed students working?



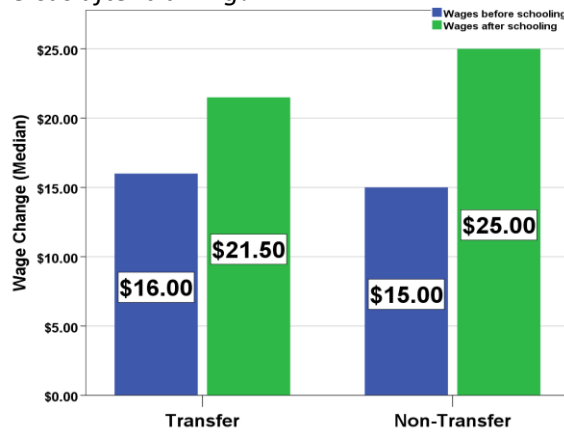
How many months did it take for students to find a job?



What were the hourly wages of the students before training versus after training?



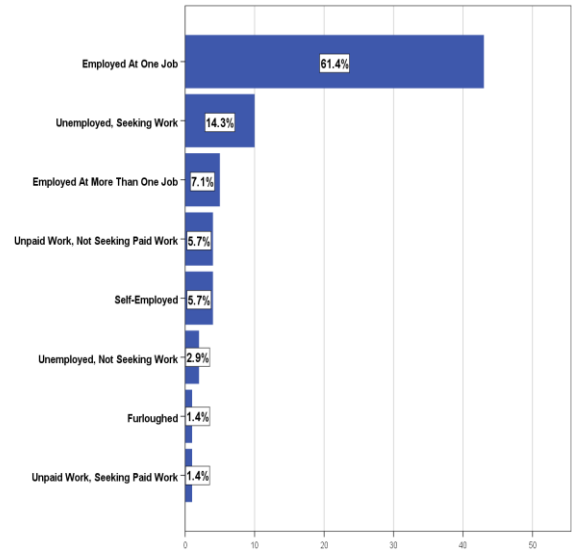
What were the hourly wages of transfer students and non-transfer students—before training versus after training?



Does the similarity between job and program of study influence wage gains?



What is your current employment status?



More Key Results

\$6.88 is the overall change in hourly wages after completing training—in dollars

44% is the overall change in hourly wages after completing training—in percentage gain

75% of respondents reported being employed for pay

56% of respondents reported transferring to another college or university

85% of respondents reported being very satisfied or satisfied with their training.

Conclusion

The results of the survey showed that completing CTE studies and training – whether or not a credential is earned, whether or not a student transfers – is related to positive employment outcomes. The preponderance of respondents are employed and are working in the same field as their studies or training. Notably, students realize a greater wage gain after completing their studies if they secure a job that is similar to their program of study.

For 2020 and 2021, current data was used when available, data collected on pre-pandemic outcomes was used when current data was unavailable.

*The option of “Furloughed” was only available to respondents who took the survey version initiated after the start of the COVID-19 pandemic. Furloughed is removed from the calculation of being employed for pay.