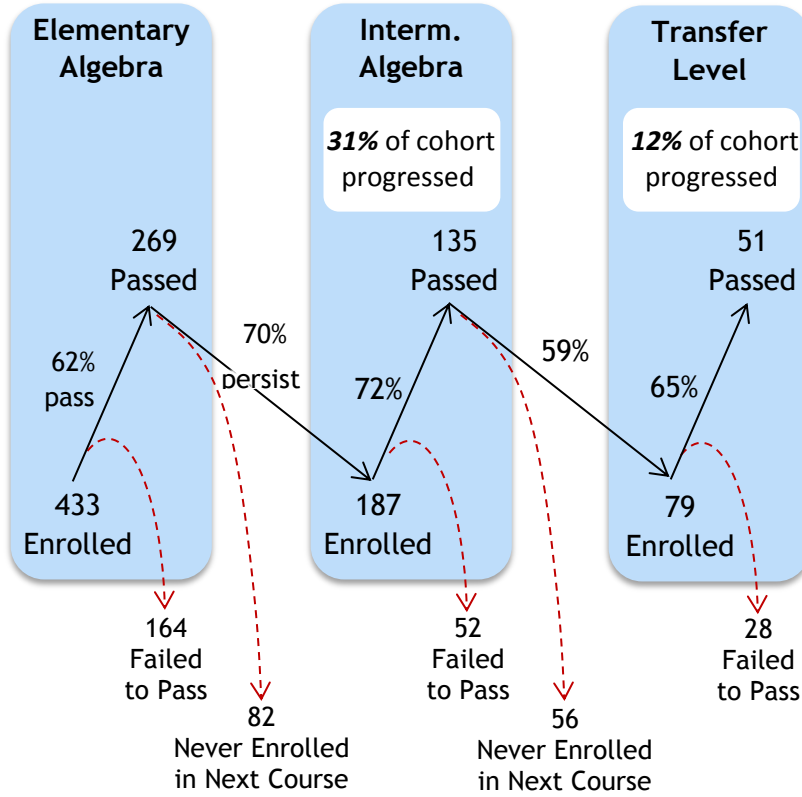
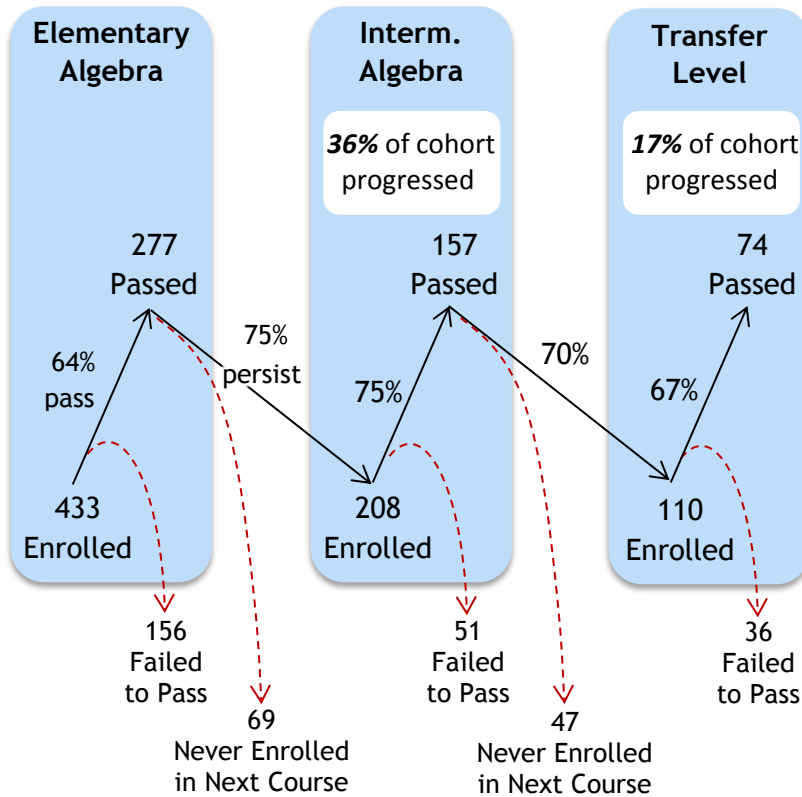


# Progress of El Camino College Students Who First Attempted Elementary Algebra

## Fall 2008 Cohort - 2 Years

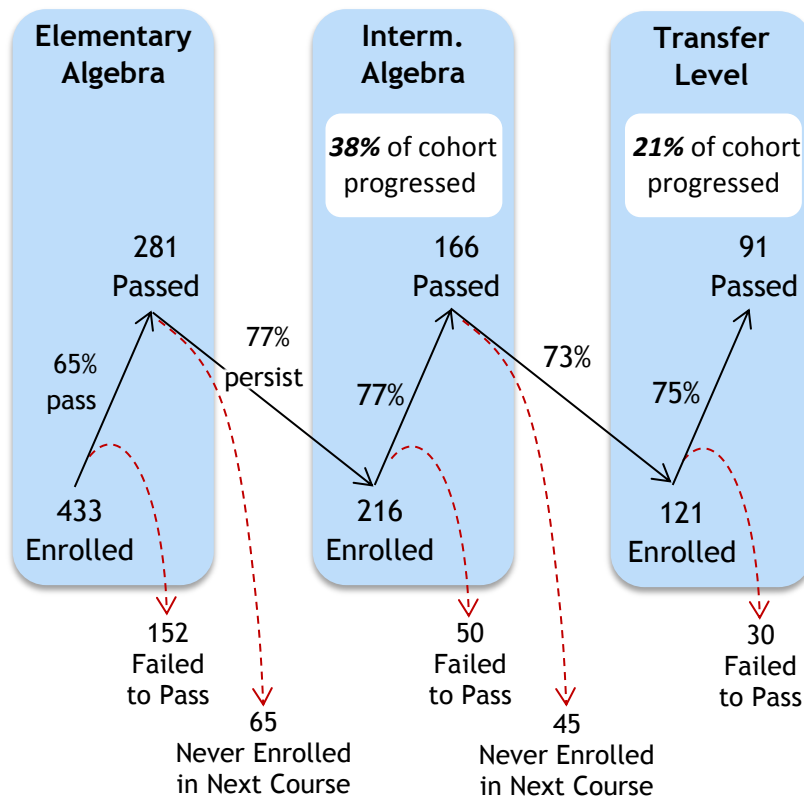


## Fall 2008 Cohort - 3 Years



# Progress of El Camino College Students Who First Attempted Elementary Algebra

## Fall 2008 Cohort - 4 Years



## Methodology

Students included in this study first attempted Elementary Algebra at El Camino College in Fall 2008. The Fall 2008 cohort was tracked every term for two, three, and four years.

Math Courses Included in this Study		
Course Number	Course Subject	Levels Below Transfer-Level Math
Math-40 or 34 & 44	Elementary Algebra	2
Math-73 or 80 (formerly 70)	Intermediate Algebra	1
Math-110, 115, 116, 120, 130, 140, 150, 160, 161, 170, or 180	Transfer Level Math	0

\*Note: Any percentage that is greater than 100% or any count that is less than zero is due to students dropping in or out of the sequence.

## Acknowledgements

Original progress chart created by Lars Kjeseth.

Data Source: California Community College Chancellor's Office