

El Camino College

Consultation Survey & Planning Summit Recap

Introduction

The process of collegial consultation was documented in 2013 in *Making Decisions at El Camino College*, a document that describes the roles of college and district constituents in decision-making processes; consultation and other committees; and planning and budgeting processes. The document was developed through a consultative process and is reviewed annually by all consultation committees. In addition to the Academic Senate, consultation committees include College Council, Facilities Steering Committee, Planning & Budgeting Committee (PBC), Calendar Committee, and ECC Technology Committee.

Making Decisions Annual Review

The *Making Decisions* document is reviewed annually by consultation committees. In spring 2015, the document underwent a more thorough review and editing to reflect recent modifications to processes and to incorporate the new Strategic Plan. The review was coordinated through College Council, with all consultation committees reviewing their purpose statements for currency.

As a part of this year's annual review of *Making Decisions*, a summary of the document was presented at the 2015 Planning Summit, which focused on Communication & Collaboration. Following the Summit, each consultation committee received an update from the Planning Summit, discussed major themes, and participated in a Consultation Survey to share feedback on current planning and consultation practices. Documentation of this process is found in the Appendix, beginning on page 5. More detailed information from the Planning Summit may be found in its *Outcomes Report*, found on the Planning page of the El Camino College (ECC) website.

Consultation Survey

The purpose of the Consultation Survey was to gauge from members of the consultation committees their familiarity with the *Making Decisions* document, understanding of the decision-making process, and satisfaction with aspects of collegial consultation and decision-making at El Camino College. Results from this survey are summarized below. A copy of the survey instrument and complete results are found in the Appendix.

Consultation Survey Results

The survey was administered to all six consultation committees with 77 surveys received. Responses were received from a majority of each committee. Overall, respondents consisted of 36 faculty (47%), two students (3%), 13 management (17%), 7 Classified (9%), and 5 Other (6%) (Question 2). Thirteen reported serving in a support capacity, not representing a consultation group (17%). These counts represent slight duplication as respondents may serve on more than one committee.

Representatives communicate with their constituents in a variety of ways (Q3), but primarily through email (61%) and scheduled meetings (44%).

Understanding of Decision-Making Processes

Over 70% of respondents read all or most of the *Making Decisions* document (Q4). About 12% read none of it. Sixty-one percent indicated that they “fully understand” the decision-making process at ECC (Q5). No respondent indicated a complete lack of understanding.

These results indicate that about one third (30%-38%) of consultation committee members may not be sufficiently knowledgeable about decision-making processes for effective participation in the process. Committees may need to discuss ways to ensure that more members understand and fully participate in the process in the future.

Satisfaction with Decision-Making Processes

Question 6 was a multi-part question asking respondents to rate their satisfaction with several aspects of the decision-making process at ECC. For all questions, at least 85% of respondents were Satisfied or Very Satisfied with aspects of the process. Ninety-seven percent were satisfied with issues brought to meetings for discussion (6a). Ninety-two percent were satisfied with meeting discussion periods that afforded time for comment (6b). And 94% were satisfied with time allowed to seek feedback and share information with constituents (6c).

About 90% were satisfied with committee recommendations that were received and acknowledged (and acted upon, as appropriate) (6d). Interestingly, while more than 95% were satisfied with the consultation process for a particular committee, only 86% were satisfied with the overall collegial consultation process at ECC. While this difference may be related to the lower levels of knowledge about college-wide processes indicated in Questions 4-5, it may be worth discussion to determine if there are issues with processes beyond the purview of specific consultation committees and meetings.

Satisfaction by Committee

Question 6 used a Likert scale to rate satisfaction with the decision-making process, with 1=Very Dissatisfied and 4=Very Satisfied. A value of 2.5 represents neutral, so anything above this value indicates that most were satisfied. Based on the mean (average) ratings in the table below, a majority of respondents from all committees were satisfied to some degree with decision making at ECC. There were no statistically-significant differences from the average for individual committees on any item.

| 6. Please rate your satisfaction with the following aspects of the decision-making process at ECC. | Count | AS* | Calendar | Coll. Council | Facil. Steer. | PBC | Tech | Overall |
|--|-------|------|----------|---------------|---------------|------|------|-------------|
| | n=77 | n=18 | n=12 | n=14 | n=15 | n=10 | n=6 | n=77 |
| a. Issue brought to meetings for discussion and recommendation | 74 | 3.18 | 3.18 | 3.50 | 3.43 | 3.44 | 3.50 | 3.35 |
| b. Discussion periods that afford ample opportunity for comments from all constituents | 77 | 3.00 | 3.17 | 3.57 | 3.27 | 3.80 | 3.67 | 3.35 |
| c. Time allowed to seek feedback or share information with my constituents | 72 | 3.00 | 3.18 | 3.58 | 3.29 | 3.40 | 3.33 | 3.28 |
| d. Committee recommendations received and acknowledged by President / Board of Trustees | 69 | 2.79 | 3.00 | 3.46 | 3.40 | 3.25 | 3.00 | 3.17 |
| e. Collegial consultation process for THIS COMMITTEE | 70 | 3.15 | 3.20 | 3.79 | 3.20 | 3.40 | 3.33 | 3.36 |
| f. Overall collegial consultation process at ECC | 69 | 2.92 | 3.00 | 3.45 | 3.27 | 3.11 | 3.00 | 3.09 |

*AS=Academic Senate; PBC=Planning & Budgeting Committee

These results suggest more favorable perceptions of consultation and decision-making processes than were recorded in the past. Recent efforts to improve collegial consultation processes by way of the development of the Making Decisions document and following its guidelines may have contributed to this improvement.

Ideas for Improvement

The final question on the survey (Q7) solicited ideas for improving the collegial consultation process at ECC. Fewer than 20 comments were made but included the following ideas (paraphrased):

1. Keep *Making Decisions* updated and share/publish widely.
2. Representatives should maintain regular contact with constituents.

3. Communication still needs improvement—are we as effective as we could be? Post and publish information (minutes, updates, etc) where it is easily accessible, even to the public. *(3 comments)*
4. Revisit language regarding revisiting settled topics.
5. When making decisions, keep focus on what is best for students, not just what is expedient for college administration.
6. Sometimes information is difficult to find; perhaps an additional meeting for information would help.
7. Decision-making flow chart needed for all constituents.
8. More explanation of the reasons behind decisions is desired.
9. Lots of plans, but need to improve implementation (weak in some areas).

Conclusion

One respondent indicated that “We are doing great! So much improvement over the years past,” which seems to sum up the results of this Consultation Survey. As a follow up to this survey and related discussions at the 2015 Planning Summit, a process improvement plan will be created to address any gaps or to further improve the quality of consultation and decision-making processes at El Camino College.

Appendix

1. Documentation of Follow-up Consultation
2. Consultation Survey – Survey Instrument
3. Consultation Survey – Overall Results
4. Consultation Survey – Results by Committee

Documentation of *Making Decisions* & Planning Summit Recap

As indicated above, the *Making Decisions* document was reviewed, a recap of the Planning Summit was provided, and Consultation Surveys were distributed to all attending members of consultation committees in spring 2015 as a part of the annual review of the College's decision-making processes. The following provides documentation of this review process.

Academic Senate

Responses: 18

Date: 4/21/2015

Agenda:

<http://www.elcamino.edu/academics/academicsenate/ASPacket%20April%2021%202015.pdf>

Minutes: <http://www.elcamino.edu/academics/academicsenate/april21minutes.docx>

Calendar Committee

Responses: 12

Dates: 3/3/2015 & 4/22/2015

Agenda: N/A

Minutes: http://www.elcamino.edu/cmte_minutes/minutes/127/033201591727.pdf

College Council

Responses: 14

Date: 4/27/3015

Agenda: http://www.elcamino.edu/cmte_minutes/minutes/99/0420201511115.pdf

Minutes: http://www.elcamino.edu/cmte_minutes/minutes/99/0427201510432.pdf

Facilities Steering Committee

Responses: 15

Date: 5/4/2015

Agenda: N/A

Minutes: http://www.elcamino.edu/cmte_minutes/minutes/1111/0392015155833.pdf

Planning & Budgeting Committee

Responses: 10

Date: 5/7/2015

Agenda:

https://www.elcamino.edu/administration/president/psc/documents/agenda_pbc_2015-5-7.pdf

Minutes: http://www.elcamino.edu/cmte_minutes/minutes/1001/0572015132915.pdf

Technology Committee

Responses: 6

Date: 5/20/2015

Agenda: N/A

Minutes: http://www.elcamino.edu/cmte_minutes/minutes/82/041201515129.docx

**El Camino College
Consultation Survey 2015**

The College is conducting a survey of consultation committees to evaluate satisfaction with and understanding of current decision-making processes, as described in BP/AP 2510 and the document, Making Decisions at El Camino College. Please complete the following survey to help improve our processes.

1. Of which consultation committee are you a member?

- | | |
|---|--|
| <input type="radio"/> College Council | <input type="radio"/> Academic Senate |
| <input type="radio"/> Planning and Budget | <input type="radio"/> Technology Committee |
| <input type="radio"/> Facilities Steering | <input type="radio"/> Calendar Committee |

2. On this committee, I represent ...

- | | |
|----------------------------------|--|
| <input type="radio"/> Faculty | <input type="radio"/> Classified |
| <input type="radio"/> Student | <input type="radio"/> Other |
| <input type="radio"/> Management | <input type="radio"/> None; I serve a supporting role. |

3. I communicate with my constituents primarily via

- Email
- Scheduled meetings
- Personal communication
- In written correspondence (minutes, summary notes, flyers, etc.)
- Other

4. Have you read the "Making Decisions" document? How much of it?

- All or most of it
- A little of it
- None of it

5. How would you rate your understanding of the decision-making process at ECC?

- Fully Understand
- Some understanding
- Dont understand at all

6. Please rate your satisfaction with the following aspects of the decision-making process at ECC.

| | Very Satisfied | Satisfied | Dissatisfied | Very Dissatisfied |
|--|-----------------------|-----------------------|-----------------------|--------------------------|
| a. Issues brought to meetings for discussion and recommendation (relevant to this committee's purpose) | <input type="radio"/> | <input type="radio"/> | <input type="radio"/> | <input type="radio"/> |
| b. Discussion periods that afford ample opportunity for comments from all constituents | <input type="radio"/> | <input type="radio"/> | <input type="radio"/> | <input type="radio"/> |
| c. Time allowed to seek feedback or share information with my constituents | <input type="radio"/> | <input type="radio"/> | <input type="radio"/> | <input type="radio"/> |
| d. Committee recommendations received and acknowledged (acted upon if appropriate) by the President and/or Board of Trustees | <input type="radio"/> | <input type="radio"/> | <input type="radio"/> | <input type="radio"/> |
| e. Collegial consultation process for THIS COMMITTEE | <input type="radio"/> | <input type="radio"/> | <input type="radio"/> | <input type="radio"/> |
| f. OVERALL collegial consultation process at ECC | <input type="radio"/> | <input type="radio"/> | <input type="radio"/> | <input type="radio"/> |

7. How would you change or improve the collegial consultation process at ECC?

Thank you for your input!

Overall results will be shared back with each consultation committee for discussion before the end of the academic year.



El Camino College Consultation Survey 2015

1. Of which consultation committee are you a member?

| Response | Frequency | Percent | Mean: 3.37 |
|----------------------|-----------|---------|------------------------------------|
| College Council | 14 | 18.18 | <div style="width: 18.18%;"></div> |
| Planning and Budget | 10 | 12.99 | <div style="width: 12.99%;"></div> |
| Facilities Steering | 15 | 19.48 | <div style="width: 19.48%;"></div> |
| Academic Senate | 18 | 23.38 | <div style="width: 23.38%;"></div> |
| Technology Committee | 6 | 7.79 | <div style="width: 7.79%;"></div> |
| Calendar Committee | 12 | 15.58 | <div style="width: 15.58%;"></div> |
| Missing | 2 | 2.60 | <div style="width: 2.60%;"></div> |

2. On this committee, I represent ...

| Response | Frequency | Percent | Mean: 2.76 |
|----------------------------------|-----------|---------|------------------------------------|
| Faculty | 36 | 46.75 | <div style="width: 46.75%;"></div> |
| Student | 2 | 2.60 | <div style="width: 2.60%;"></div> |
| Management | 13 | 16.88 | <div style="width: 16.88%;"></div> |
| Classified | 7 | 9.09 | <div style="width: 9.09%;"></div> |
| Other | 5 | 6.49 | <div style="width: 6.49%;"></div> |
| None; I serve a supporting role. | 13 | 16.88 | <div style="width: 16.88%;"></div> |
| Missing | 1 | 1.30 | <div style="width: 1.30%;"></div> |

3. I communicate with my constituents primarily via

| Response | Frequency | Percent | Mean: - |
|--|-----------|---------|------------------------------------|
| Email | 47 | 61.04 | <div style="width: 61.04%;"></div> |
| Scheduled meetings | 34 | 44.16 | <div style="width: 44.16%;"></div> |
| Personal communication | 22 | 28.57 | <div style="width: 28.57%;"></div> |
| In written correspondence [minutes-summary notes-flyers- etc.] | 13 | 16.88 | <div style="width: 16.88%;"></div> |
| Other | 4 | 5.19 | <div style="width: 5.19%;"></div> |
| Missing | 3 | 3.90 | <div style="width: 3.90%;"></div> |

4. Have you read the "Making Decisions" document? How much of it?

| Response | Frequency | Percent | Mean: 1.41 |
|-------------------|-----------|---------|------------------------------------|
| All or most of it | 54 | 70.13 | <div style="width: 70.13%;"></div> |
| A little of it | 13 | 16.88 | <div style="width: 16.88%;"></div> |
| None of it | 9 | 11.69 | <div style="width: 11.69%;"></div> |
| Missing | 1 | 1.30 | <div style="width: 1.30%;"></div> |

5. How would you rate your understanding of the decision-making process at ECC?

| Response | Frequency | Percent | Mean: 2.62 |
|------------------------|-----------|---------|------------------------------------|
| Fully Understand | 47 | 61.04 | <div style="width: 61.04%;"></div> |
| Some understanding | 29 | 37.66 | <div style="width: 37.66%;"></div> |
| Dont understand at all | 0 | 0.00 | <div style="width: 0.00%;"></div> |
| Missing | 1 | 1.30 | <div style="width: 1.30%;"></div> |

a. Issues brought to meetings for discussion and recommendation [relevant to this committee's purpose]

| Response | Frequency | Percent | Mean: 3.35 |
|-------------------|-----------|---------|------------------------------------|
| Very Satisfied | 28 | 36.36 | <div style="width: 36.36%;"></div> |
| Satisfied | 44 | 57.14 | <div style="width: 57.14%;"></div> |
| Dissatisfied | 2 | 2.60 | <div style="width: 2.60%;"></div> |
| Very Dissatisfied | 0 | 0.00 | <div style="width: 0.00%;"></div> |
| Missing | 3 | 3.90 | <div style="width: 3.90%;"></div> |

b. Discussion periods that afford ample opportunity for comments from all constituents

| Response | Frequency | Percent | Mean: 3.35 |
|-------------------|-----------|---------|------------|
| Very Satisfied | 33 | 42.86 | |
| Satisfied | 38 | 49.35 | |
| Dissatisfied | 6 | 7.79 | |
| Very Dissatisfied | 0 | 0.00 | |
| Missing | 0 | 0.00 | |

c. Time allowed to seek feedback or share information with my constituents

| Response | Frequency | Percent | Mean: 3.28 |
|-------------------|-----------|---------|------------|
| Very Satisfied | 24 | 31.17 | |
| Satisfied | 44 | 57.14 | |
| Dissatisfied | 4 | 5.19 | |
| Very Dissatisfied | 0 | 0.00 | |
| Missing | 5 | 6.49 | |

d. Committee recommendations received and acknowledged [acted upon if appropriate] by the President and/or Board of Trustees

| Response | Frequency | Percent | Mean: 3.17 |
|-------------------|-----------|---------|------------|
| Very Satisfied | 19 | 24.68 | |
| Satisfied | 43 | 55.84 | |
| Dissatisfied | 7 | 9.09 | |
| Very Dissatisfied | 0 | 0.00 | |
| Missing | 8 | 10.39 | |

e. Collegial consultation process for THIS COMMITTEE

| Response | Frequency | Percent | Mean: 3.36 |
|-------------------|-----------|---------|------------|
| Very Satisfied | 29 | 37.66 | |
| Satisfied | 38 | 49.35 | |
| Dissatisfied | 2 | 2.60 | |
| Very Dissatisfied | 1 | 1.30 | |
| Missing | 7 | 9.09 | |

f. OVERALL collegial consultation process at ECC

| Response | Frequency | Percent | Mean: 3.09 |
|-------------------|-----------|---------|------------|
| Very Satisfied | 17 | 22.08 | |
| Satisfied | 42 | 54.55 | |
| Dissatisfied | 9 | 11.69 | |
| Very Dissatisfied | 1 | 1.30 | |
| Missing | 8 | 10.39 | |

El Camino College Consultation Survey 2015

Filter: Academic Senate

1. Of which consultation committee are you a member?

| Response | Frequency | Percent | |
|----------------------|-----------|---------|---|
| College Council | 0 | 0.00 | <input type="text"/> |
| Planning and Budget | 0 | 0.00 | <input type="text"/> |
| Facilities Steering | 0 | 0.00 | <input type="text"/> |
| Academic Senate | 18 | 100.00 | <input style="background-color: #0000FF;" type="text"/> |
| Technology Committee | 0 | 0.00 | <input type="text"/> |
| Calendar Committee | 0 | 0.00 | <input type="text"/> |
| Missing | 0 | 0.00 | <input type="text"/> |

2. On this committee, I represent ...

| Response | Frequency | Percent | |
|----------------------------------|-----------|---------|---|
| Faculty | 18 | 100.00 | <input style="background-color: #0000FF;" type="text"/> |
| Student | 0 | 0.00 | <input type="text"/> |
| Management | 0 | 0.00 | <input type="text"/> |
| Classified | 0 | 0.00 | <input type="text"/> |
| Other | 0 | 0.00 | <input type="text"/> |
| None; I serve a supporting role. | 0 | 0.00 | <input type="text"/> |
| Missing | 0 | 0.00 | <input type="text"/> |

3. I communicate with my constituents primarily via

| Response | Frequency | Percent | |
|--|-----------|---------|---|
| Email | 9 | 50.00 | <input style="background-color: #0000FF;" type="text"/> |
| Scheduled meetings | 7 | 38.89 | <input style="background-color: #0000FF;" type="text"/> |
| Personal communication | 6 | 33.33 | <input style="background-color: #0000FF;" type="text"/> |
| In written correspondence [minutes-summary notes-flyers- etc.] | 2 | 11.11 | <input style="background-color: #0000FF;" type="text"/> |
| Other | 0 | 0.00 | <input type="text"/> |
| Missing | 0 | 0.00 | <input type="text"/> |

4. Have you read the "Making Decisions" document? How much of it?

| Response | Frequency | Percent | |
|-------------------|-----------|---------|---|
| All or most of it | 7 | 38.89 | <input style="background-color: #0000FF;" type="text"/> |
| A little of it | 7 | 38.89 | <input style="background-color: #0000FF;" type="text"/> |
| None of it | 4 | 22.22 | <input style="background-color: #0000FF;" type="text"/> |
| Missing | 0 | 0.00 | <input type="text"/> |

5. How would you rate your understanding of the decision-making process at ECC?

| Response | Frequency | Percent | |
|------------------------|-----------|---------|---|
| Fully Understand | 4 | 22.22 | <input style="background-color: #0000FF;" type="text"/> |
| Some understanding | 14 | 77.78 | <input style="background-color: #0000FF;" type="text"/> |
| Dont understand at all | 0 | 0.00 | <input type="text"/> |
| Missing | 0 | 0.00 | <input type="text"/> |

a. Issues brought to meetings for discussion and recommendation [relevant to this committee's purpose]

| Response | Frequency | Percent | Mean: 3.18 |
|-------------------|-----------|---------|---|
| Very Satisfied | 4 | 22.22 | <input style="background-color: #0000FF;" type="text"/> |
| Satisfied | 12 | 66.67 | <input style="background-color: #0000FF;" type="text"/> |
| Dissatisfied | 1 | 5.56 | <input style="background-color: #0000FF;" type="text"/> |
| Very Dissatisfied | 0 | 0.00 | <input type="text"/> |
| Missing | 1 | 5.56 | <input style="background-color: #0000FF;" type="text"/> |

b. Discussion periods that afford ample opportunity for comments from all constituents

| Response | Frequency | Percent | Mean: 3.00 |
|-------------------|-----------|---------|------------|
| Very Satisfied | 3 | 16.67 | |
| Satisfied | 12 | 66.67 | |
| Dissatisfied | 3 | 16.67 | |
| Very Dissatisfied | 0 | 0.00 | |
| Missing | 0 | 0.00 | |

d. Committee recommendations received and acknowledged [acted upon if appropriate] by the President and/or Board of Trustees

| Response | Frequency | Percent | Mean: 2.79 |
|-------------------|-----------|---------|------------|
| Very Satisfied | 2 | 11.11 | |
| Satisfied | 7 | 38.89 | |
| Dissatisfied | 5 | 27.78 | |
| Very Dissatisfied | 0 | 0.00 | |
| Missing | 4 | 22.22 | |

f. OVERALL collegial consultation process at ECC

| Response | Frequency | Percent | Mean: 2.92 |
|-------------------|-----------|---------|------------|
| Very Satisfied | 2 | 11.11 | |
| Satisfied | 9 | 50.00 | |
| Dissatisfied | 1 | 5.56 | |
| Very Dissatisfied | 1 | 5.56 | |
| Missing | 5 | 27.78 | |

c. Time allowed to seek feedback or share information with my constituents

| Response | Frequency | Percent | Mean: 3.00 |
|-------------------|-----------|---------|------------|
| Very Satisfied | 2 | 11.11 | |
| Satisfied | 13 | 72.22 | |
| Dissatisfied | 2 | 11.11 | |
| Very Dissatisfied | 0 | 0.00 | |
| Missing | 1 | 5.56 | |

e. Collegial consultation process for THIS COMMITTEE

| Response | Frequency | Percent | Mean: 3.15 |
|-------------------|-----------|---------|------------|
| Very Satisfied | 2 | 11.11 | |
| Satisfied | 11 | 61.11 | |
| Dissatisfied | 0 | 0.00 | |
| Very Dissatisfied | 0 | 0.00 | |
| Missing | 5 | 27.78 | |

El Camino College Consultation Survey 2015

Filter: Calendar Committee

1. Of which consultation committee are you a member?

| Response | Frequency | Percent | |
|----------------------|-----------|---------|--|
| College Council | 0 | 0.00 | <input type="text"/> |
| Planning and Budget | 0 | 0.00 | <input type="text"/> |
| Facilities Steering | 0 | 0.00 | <input type="text"/> |
| Academic Senate | 0 | 0.00 | <input type="text"/> |
| Technology Committee | 0 | 0.00 | <input type="text"/> |
| Calendar Committee | 12 | 100.00 | <input style="background-color: blue;" type="text"/> |
| Missing | 0 | 0.00 | <input type="text"/> |

2. On this committee, I represent ...

| Response | Frequency | Percent | |
|----------------------------------|-----------|---------|--|
| Faculty | 5 | 41.67 | <input style="background-color: blue;" type="text"/> |
| Student | 1 | 8.33 | <input type="text"/> |
| Management | 1 | 8.33 | <input type="text"/> |
| Classified | 2 | 16.67 | <input style="background-color: blue;" type="text"/> |
| Other | 1 | 8.33 | <input type="text"/> |
| None; I serve a supporting role. | 2 | 16.67 | <input style="background-color: blue;" type="text"/> |
| Missing | 0 | 0.00 | <input type="text"/> |

3. I communicate with my constituents primarily via

| Response | Frequency | Percent | |
|--|-----------|---------|--|
| Email | 6 | 50.00 | <input style="background-color: blue;" type="text"/> |
| Scheduled meetings | 5 | 41.67 | <input style="background-color: blue;" type="text"/> |
| Personal communication | 2 | 16.67 | <input style="background-color: blue;" type="text"/> |
| In written correspondence [minutes-summary notes-flyers- etc.] | 1 | 8.33 | <input style="background-color: blue;" type="text"/> |
| Other | 1 | 8.33 | <input style="background-color: blue;" type="text"/> |
| Missing | 0 | 0.00 | <input type="text"/> |

4. Have you read the "Making Decisions" document? How much of it?

| Response | Frequency | Percent | |
|-------------------|-----------|---------|--|
| All or most of it | 7 | 58.33 | <input style="background-color: blue;" type="text"/> |
| A little of it | 2 | 16.67 | <input style="background-color: blue;" type="text"/> |
| None of it | 3 | 25.00 | <input style="background-color: blue;" type="text"/> |
| Missing | 0 | 0.00 | <input type="text"/> |

5. How would you rate your understanding of the decision-making process at ECC?

| Response | Frequency | Percent | |
|------------------------|-----------|---------|--|
| Fully Understand | 5 | 41.67 | <input style="background-color: blue;" type="text"/> |
| Some understanding | 7 | 58.33 | <input style="background-color: blue;" type="text"/> |
| Dont understand at all | 0 | 0.00 | <input type="text"/> |
| Missing | 0 | 0.00 | <input type="text"/> |

a. Issues brought to meetings for discussion and recommendation [relevant to this committee's purpose]

| Response | Frequency | Percent | Mean: 3.18 |
|-------------------|-----------|---------|--|
| Very Satisfied | 3 | 25.00 | <input style="background-color: blue;" type="text"/> |
| Satisfied | 7 | 58.33 | <input style="background-color: blue;" type="text"/> |
| Dissatisfied | 1 | 8.33 | <input style="background-color: blue;" type="text"/> |
| Very Dissatisfied | 0 | 0.00 | <input type="text"/> |
| Missing | 1 | 8.33 | <input style="background-color: blue;" type="text"/> |

b. Discussion periods that afford ample opportunity for comments from all constituents

| Response | Frequency | Percent | Mean: 3.17 |
|-------------------|-----------|---------|------------|
| Very Satisfied | 4 | 33.33 | |
| Satisfied | 6 | 50.00 | |
| Dissatisfied | 2 | 16.67 | |
| Very Dissatisfied | 0 | 0.00 | |
| Missing | 0 | 0.00 | |

c. Time allowed to seek feedback or share information with my constituents

| Response | Frequency | Percent | Mean: 3.18 |
|-------------------|-----------|---------|------------|
| Very Satisfied | 2 | 16.67 | |
| Satisfied | 9 | 75.00 | |
| Dissatisfied | 0 | 0.00 | |
| Very Dissatisfied | 0 | 0.00 | |
| Missing | 1 | 8.33 | |

d. Committee recommendations received and acknowledged [acted upon if appropriate] by the President and/or Board of Trustees

| Response | Frequency | Percent | Mean: 3.00 |
|-------------------|-----------|---------|------------|
| Very Satisfied | 2 | 16.67 | |
| Satisfied | 7 | 58.33 | |
| Dissatisfied | 2 | 16.67 | |
| Very Dissatisfied | 0 | 0.00 | |
| Missing | 1 | 8.33 | |

e. Collegial consultation process for THIS COMMITTEE

| Response | Frequency | Percent | Mean: 3.20 |
|-------------------|-----------|---------|------------|
| Very Satisfied | 4 | 33.33 | |
| Satisfied | 5 | 41.67 | |
| Dissatisfied | 0 | 0.00 | |
| Very Dissatisfied | 1 | 8.33 | |
| Missing | 2 | 16.67 | |

f. OVERALL collegial consultation process at ECC

| Response | Frequency | Percent | Mean: 3.00 |
|-------------------|-----------|---------|------------|
| Very Satisfied | 2 | 16.67 | |
| Satisfied | 6 | 50.00 | |
| Dissatisfied | 2 | 16.67 | |
| Very Dissatisfied | 0 | 0.00 | |
| Missing | 2 | 16.67 | |

El Camino College Consultation Survey 2015

Filter: College Council

1. Of which consultation committee are you a member?

| Response | Frequency | Percent | |
|----------------------|-----------|---------|---|
| College Council | 14 | 100.00 | <div style="width: 100%; height: 10px; background-color: #0000FF;"></div> |
| Planning and Budget | 0 | 0.00 | <div style="width: 0%; height: 10px; background-color: #0000FF;"></div> |
| Facilities Steering | 0 | 0.00 | <div style="width: 0%; height: 10px; background-color: #0000FF;"></div> |
| Academic Senate | 0 | 0.00 | <div style="width: 0%; height: 10px; background-color: #0000FF;"></div> |
| Technology Committee | 0 | 0.00 | <div style="width: 0%; height: 10px; background-color: #0000FF;"></div> |
| Calendar Committee | 0 | 0.00 | <div style="width: 0%; height: 10px; background-color: #0000FF;"></div> |
| Missing | 0 | 0.00 | <div style="width: 0%; height: 10px; background-color: #0000FF;"></div> |

2. On this committee, I represent ...

| Response | Frequency | Percent | |
|----------------------------------|-----------|---------|---|
| Faculty | 5 | 35.71 | <div style="width: 35.71%; height: 10px; background-color: #0000FF;"></div> |
| Student | 1 | 7.14 | <div style="width: 7.14%; height: 10px; background-color: #0000FF;"></div> |
| Management | 3 | 21.43 | <div style="width: 21.43%; height: 10px; background-color: #0000FF;"></div> |
| Classified | 2 | 14.29 | <div style="width: 14.29%; height: 10px; background-color: #0000FF;"></div> |
| Other | 2 | 14.29 | <div style="width: 14.29%; height: 10px; background-color: #0000FF;"></div> |
| None; I serve a supporting role. | 1 | 7.14 | <div style="width: 7.14%; height: 10px; background-color: #0000FF;"></div> |
| Missing | 0 | 0.00 | <div style="width: 0%; height: 10px; background-color: #0000FF;"></div> |

3. I communicate with my constituents primarily via

| Response | Frequency | Percent | |
|--|-----------|---------|---|
| Email | 10 | 71.43 | <div style="width: 71.43%; height: 10px; background-color: #0000FF;"></div> |
| Scheduled meetings | 5 | 35.71 | <div style="width: 35.71%; height: 10px; background-color: #0000FF;"></div> |
| Personal communication | 2 | 14.29 | <div style="width: 14.29%; height: 10px; background-color: #0000FF;"></div> |
| In written correspondence [minutes-summary notes-flyers- etc.] | 0 | 0.00 | <div style="width: 0%; height: 10px; background-color: #0000FF;"></div> |
| Other | 0 | 0.00 | <div style="width: 0%; height: 10px; background-color: #0000FF;"></div> |
| Missing | 1 | 7.14 | <div style="width: 7.14%; height: 10px; background-color: #0000FF;"></div> |

4. Have you read the "Making Decisions" document? How much of it?

| Response | Frequency | Percent | |
|-------------------|-----------|---------|---|
| All or most of it | 14 | 100.00 | <div style="width: 100%; height: 10px; background-color: #0000FF;"></div> |
| A little of it | 0 | 0.00 | <div style="width: 0%; height: 10px; background-color: #0000FF;"></div> |
| None of it | 0 | 0.00 | <div style="width: 0%; height: 10px; background-color: #0000FF;"></div> |
| Missing | 0 | 0.00 | <div style="width: 0%; height: 10px; background-color: #0000FF;"></div> |

5. How would you rate your understanding of the decision-making process at ECC?

| Response | Frequency | Percent | |
|------------------------|-----------|---------|---|
| Fully Understand | 12 | 85.71 | <div style="width: 85.71%; height: 10px; background-color: #0000FF;"></div> |
| Some understanding | 1 | 7.14 | <div style="width: 7.14%; height: 10px; background-color: #0000FF;"></div> |
| Dont understand at all | 0 | 0.00 | <div style="width: 0%; height: 10px; background-color: #0000FF;"></div> |
| Missing | 1 | 7.14 | <div style="width: 7.14%; height: 10px; background-color: #0000FF;"></div> |

a. Issues brought to meetings for discussion and recommendation [relevant to this committee's purpose]

| Response | Frequency | Percent | Mean: 3.50 |
|-------------------|-----------|---------|--|
| Very Satisfied | 7 | 50.00 | <div style="width: 50%; height: 10px; background-color: #0000FF;"></div> |
| Satisfied | 7 | 50.00 | <div style="width: 50%; height: 10px; background-color: #0000FF;"></div> |
| Dissatisfied | 0 | 0.00 | <div style="width: 0%; height: 10px; background-color: #0000FF;"></div> |
| Very Dissatisfied | 0 | 0.00 | <div style="width: 0%; height: 10px; background-color: #0000FF;"></div> |
| Missing | 0 | 0.00 | <div style="width: 0%; height: 10px; background-color: #0000FF;"></div> |

b. Discussion periods that afford ample opportunity for comments from all constituents

| Response | Frequency | Percent | Mean: 3.57 |
|-------------------|-----------|---------|------------|
| Very Satisfied | 8 | 57.14 | |
| Satisfied | 6 | 42.86 | |
| Dissatisfied | 0 | 0.00 | |
| Very Dissatisfied | 0 | 0.00 | |
| Missing | 0 | 0.00 | |

c. Time allowed to seek feedback or share information with my constituents

| Response | Frequency | Percent | Mean: 3.58 |
|-------------------|-----------|---------|------------|
| Very Satisfied | 8 | 57.14 | |
| Satisfied | 3 | 21.43 | |
| Dissatisfied | 1 | 7.14 | |
| Very Dissatisfied | 0 | 0.00 | |
| Missing | 2 | 14.29 | |

d. Committee recommendations received and acknowledged [acted upon if appropriate] by the President and/or Board of Trustees

| Response | Frequency | Percent | Mean: 3.46 |
|-------------------|-----------|---------|------------|
| Very Satisfied | 6 | 42.86 | |
| Satisfied | 7 | 50.00 | |
| Dissatisfied | 0 | 0.00 | |
| Very Dissatisfied | 0 | 0.00 | |
| Missing | 1 | 7.14 | |

e. Collegial consultation process for THIS COMMITTEE

| Response | Frequency | Percent | Mean: 3.79 |
|-------------------|-----------|---------|------------|
| Very Satisfied | 11 | 78.57 | |
| Satisfied | 3 | 21.43 | |
| Dissatisfied | 0 | 0.00 | |
| Very Dissatisfied | 0 | 0.00 | |
| Missing | 0 | 0.00 | |

f. OVERALL collegial consultation process at ECC

| Response | Frequency | Percent | Mean: 3.45 |
|-------------------|-----------|---------|------------|
| Very Satisfied | 6 | 42.86 | |
| Satisfied | 4 | 28.57 | |
| Dissatisfied | 1 | 7.14 | |
| Very Dissatisfied | 0 | 0.00 | |
| Missing | 3 | 21.43 | |

El Camino College Consultation Survey 2015

Filter: Facilities Steering

1. Of which consultation committee are you a member?

| Response | Frequency | Percent | |
|----------------------|-----------|---------|--|
| College Council | 0 | 0.00 | <input type="text"/> |
| Planning and Budget | 0 | 0.00 | <input type="text"/> |
| Facilities Steering | 15 | 100.00 | <input style="background-color: blue;" type="text"/> |
| Academic Senate | 0 | 0.00 | <input type="text"/> |
| Technology Committee | 0 | 0.00 | <input type="text"/> |
| Calendar Committee | 0 | 0.00 | <input type="text"/> |
| Missing | 0 | 0.00 | <input type="text"/> |

2. On this committee, I represent ...

| Response | Frequency | Percent | |
|----------------------------------|-----------|---------|--|
| Faculty | 2 | 13.33 | <input style="background-color: blue;" type="text"/> |
| Student | 0 | 0.00 | <input type="text"/> |
| Management | 3 | 20.00 | <input style="background-color: blue;" type="text"/> |
| Classified | 2 | 13.33 | <input style="background-color: blue;" type="text"/> |
| Other | 0 | 0.00 | <input type="text"/> |
| None; I serve a supporting role. | 8 | 53.33 | <input style="background-color: blue;" type="text"/> |
| Missing | 0 | 0.00 | <input type="text"/> |

3. I communicate with my constituents primarily via

| Response | Frequency | Percent | |
|--|-----------|---------|--|
| Email | 9 | 60.00 | <input style="background-color: blue;" type="text"/> |
| Scheduled meetings | 7 | 46.67 | <input style="background-color: blue;" type="text"/> |
| Personal communication | 4 | 26.67 | <input style="background-color: blue;" type="text"/> |
| In written correspondence [minutes-summary notes-flyers- etc.] | 5 | 33.33 | <input style="background-color: blue;" type="text"/> |
| Other | 2 | 13.33 | <input style="background-color: blue;" type="text"/> |
| Missing | 1 | 6.67 | <input style="background-color: blue;" type="text"/> |

4. Have you read the "Making Decisions" document? How much of it?

| Response | Frequency | Percent | |
|-------------------|-----------|---------|--|
| All or most of it | 13 | 86.67 | <input style="background-color: blue;" type="text"/> |
| A little of it | 1 | 6.67 | <input style="background-color: blue;" type="text"/> |
| None of it | 1 | 6.67 | <input style="background-color: blue;" type="text"/> |
| Missing | 0 | 0.00 | <input type="text"/> |

5. How would you rate your understanding of the decision-making process at ECC?

| Response | Frequency | Percent | |
|------------------------|-----------|---------|--|
| Fully Understand | 13 | 86.67 | <input style="background-color: blue;" type="text"/> |
| Some understanding | 2 | 13.33 | <input style="background-color: blue;" type="text"/> |
| Dont understand at all | 0 | 0.00 | <input type="text"/> |
| Missing | 0 | 0.00 | <input type="text"/> |

a. Issues brought to meetings for discussion and recommendation [relevant to this committee's purpose]

| Response | Frequency | Percent | Mean: 3.43 |
|-------------------|-----------|---------|--|
| Very Satisfied | 6 | 40.00 | <input style="background-color: blue;" type="text"/> |
| Satisfied | 8 | 53.33 | <input style="background-color: blue;" type="text"/> |
| Dissatisfied | 0 | 0.00 | <input type="text"/> |
| Very Dissatisfied | 0 | 0.00 | <input type="text"/> |
| Missing | 1 | 6.67 | <input style="background-color: blue;" type="text"/> |

b. Discussion periods that afford ample opportunity for comments from all constituents

| Response | Frequency | Percent | Mean: 3.27 |
|-------------------|-----------|---------|------------|
| Very Satisfied | 5 | 33.33 | |
| Satisfied | 9 | 60.00 | |
| Dissatisfied | 1 | 6.67 | |
| Very Dissatisfied | 0 | 0.00 | |
| Missing | 0 | 0.00 | |

c. Time allowed to seek feedback or share information with my constituents

| Response | Frequency | Percent | Mean: 3.29 |
|-------------------|-----------|---------|------------|
| Very Satisfied | 5 | 33.33 | |
| Satisfied | 8 | 53.33 | |
| Dissatisfied | 1 | 6.67 | |
| Very Dissatisfied | 0 | 0.00 | |
| Missing | 1 | 6.67 | |

d. Committee recommendations received and acknowledged [acted upon if appropriate] by the President and/or Board of Trustees

| Response | Frequency | Percent | Mean: 3.40 |
|-------------------|-----------|---------|------------|
| Very Satisfied | 6 | 40.00 | |
| Satisfied | 9 | 60.00 | |
| Dissatisfied | 0 | 0.00 | |
| Very Dissatisfied | 0 | 0.00 | |
| Missing | 0 | 0.00 | |

e. Collegial consultation process for THIS COMMITTEE

| Response | Frequency | Percent | Mean: 3.20 |
|-------------------|-----------|---------|------------|
| Very Satisfied | 5 | 33.33 | |
| Satisfied | 8 | 53.33 | |
| Dissatisfied | 2 | 13.33 | |
| Very Dissatisfied | 0 | 0.00 | |
| Missing | 0 | 0.00 | |

f. OVERALL collegial consultation process at ECC

| Response | Frequency | Percent | Mean: 3.27 |
|-------------------|-----------|---------|------------|
| Very Satisfied | 6 | 40.00 | |
| Satisfied | 7 | 46.67 | |
| Dissatisfied | 2 | 13.33 | |
| Very Dissatisfied | 0 | 0.00 | |
| Missing | 0 | 0.00 | |

El Camino College Consultation Survey 2015

Filter: Planning and Budget

1. Of which consultation committee are you a member?

| Response | Frequency | Percent | |
|----------------------|-----------|---------|--|
| College Council | 0 | 0.00 | <input type="text"/> |
| Planning and Budget | 10 | 100.00 | <input style="background-color: blue;" type="text"/> |
| Facilities Steering | 0 | 0.00 | <input type="text"/> |
| Academic Senate | 0 | 0.00 | <input type="text"/> |
| Technology Committee | 0 | 0.00 | <input type="text"/> |
| Calendar Committee | 0 | 0.00 | <input type="text"/> |
| Missing | 0 | 0.00 | <input type="text"/> |

2. On this committee, I represent ...

| Response | Frequency | Percent | |
|----------------------------------|-----------|---------|--|
| Faculty | 3 | 30.00 | <input style="background-color: blue;" type="text"/> |
| Student | 0 | 0.00 | <input type="text"/> |
| Management | 3 | 30.00 | <input style="background-color: blue;" type="text"/> |
| Classified | 1 | 10.00 | <input style="background-color: blue;" type="text"/> |
| Other | 1 | 10.00 | <input style="background-color: blue;" type="text"/> |
| None; I serve a supporting role. | 1 | 10.00 | <input style="background-color: blue;" type="text"/> |
| Missing | 1 | 10.00 | <input style="background-color: blue;" type="text"/> |

3. I communicate with my constituents primarily via

| Response | Frequency | Percent | |
|--|-----------|---------|--|
| Email | 7 | 70.00 | <input style="background-color: blue;" type="text"/> |
| Scheduled meetings | 5 | 50.00 | <input style="background-color: blue;" type="text"/> |
| Personal communication | 4 | 40.00 | <input style="background-color: blue;" type="text"/> |
| In written correspondence [minutes-summary notes-flyers- etc.] | 3 | 30.00 | <input style="background-color: blue;" type="text"/> |
| Other | 1 | 10.00 | <input style="background-color: blue;" type="text"/> |
| Missing | 0 | 0.00 | <input type="text"/> |

4. Have you read the "Making Decisions" document? How much of it?

| Response | Frequency | Percent | |
|-------------------|-----------|---------|--|
| All or most of it | 8 | 80.00 | <input style="background-color: blue;" type="text"/> |
| A little of it | 1 | 10.00 | <input style="background-color: blue;" type="text"/> |
| None of it | 0 | 0.00 | <input type="text"/> |
| Missing | 1 | 10.00 | <input style="background-color: blue;" type="text"/> |






5. How would you rate your understanding of the decision-making process at ECC?

| Response | Frequency | Percent | |
|------------------------|-----------|---------|--|
| Fully Understand | 8 | 80.00 | <input style="background-color: blue;" type="text"/> |
| Some understanding | 2 | 20.00 | <input style="background-color: blue;" type="text"/> |
| Dont understand at all | 0 | 0.00 | <input type="text"/> |
| Missing | 0 | 0.00 | <input type="text"/> |






a. Issues brought to meetings for discussion and recommendation [relevant to this committee's purpose]

| Response | Frequency | Percent | Mean: 3.44 |
|-------------------|-----------|---------|--|
| Very Satisfied | 4 | 40.00 | <input style="background-color: blue;" type="text"/> |
| Satisfied | 5 | 50.00 | <input style="background-color: blue;" type="text"/> |
| Dissatisfied | 0 | 0.00 | <input type="text"/> |
| Very Dissatisfied | 0 | 0.00 | <input type="text"/> |
| Missing | 1 | 10.00 | <input style="background-color: blue;" type="text"/> |






b. Discussion periods that afford ample opportunity for comments from all constituents

| Response | Frequency | Percent | Mean: 3.80 |
|-------------------|-----------|---------|---|
| Very Satisfied | 8 | 80.00 |  |
| Satisfied | 2 | 20.00 |  |
| Dissatisfied | 0 | 0.00 |  |
| Very Dissatisfied | 0 | 0.00 |  |
| Missing | 0 | 0.00 |  |






c. Time allowed to seek feedback or share information with my constituents

| Response | Frequency | Percent | Mean: 3.40 |
|-------------------|-----------|---------|---|
| Very Satisfied | 4 | 40.00 |  |
| Satisfied | 6 | 60.00 |  |
| Dissatisfied | 0 | 0.00 |  |
| Very Dissatisfied | 0 | 0.00 |  |
| Missing | 0 | 0.00 |  |






d. Committee recommendations received and acknowledged [acted upon if appropriate] by the President and/or Board of Trustees

| Response | Frequency | Percent | Mean: 3.25 |
|-------------------|-----------|---------|---|
| Very Satisfied | 2 | 20.00 |  |
| Satisfied | 6 | 60.00 |  |
| Dissatisfied | 0 | 0.00 |  |
| Very Dissatisfied | 0 | 0.00 |  |
| Missing | 2 | 20.00 |  |

e. Collegial consultation process for THIS COMMITTEE

| Response | Frequency | Percent | Mean: 3.40 |
|-------------------|-----------|---------|---|
| Very Satisfied | 4 | 40.00 |  |
| Satisfied | 6 | 60.00 |  |
| Dissatisfied | 0 | 0.00 |  |
| Very Dissatisfied | 0 | 0.00 |  |
| Missing | 0 | 0.00 |  |

f. OVERALL collegial consultation process at ECC

| Response | Frequency | Percent | Mean: 3.11 |
|-------------------|-----------|---------|---|
| Very Satisfied | 1 | 10.00 |  |
| Satisfied | 8 | 80.00 |  |
| Dissatisfied | 0 | 0.00 |  |
| Very Dissatisfied | 0 | 0.00 |  |
| Missing | 1 | 10.00 |  |

El Camino College Consultation Survey 2015

Filter: Technology Committee

1. Of which consultation committee are you a member?

| Response | Frequency | Percent | |
|----------------------|-----------|---------|---|
| College Council | 0 | 0.00 | <input type="text"/> |
| Planning and Budget | 0 | 0.00 | <input type="text"/> |
| Facilities Steering | 0 | 0.00 | <input type="text"/> |
| Academic Senate | 0 | 0.00 | <input type="text"/> |
| Technology Committee | 6 | 100.00 | <input style="background-color: #0000FF;" type="text"/> |
| Calendar Committee | 0 | 0.00 | <input type="text"/> |
| Missing | 0 | 0.00 | <input type="text"/> |

2. On this committee, I represent ...

| Response | Frequency | Percent | |
|----------------------------------|-----------|---------|--|
| Faculty | 1 | 16.67 | <input style="width: 100px; height: 15px;" type="text"/> |
| Student | 0 | 0.00 | <input type="text"/> |
| Management | 3 | 50.00 | <input style="width: 100px; height: 15px;" type="text"/> |
| Classified | 0 | 0.00 | <input type="text"/> |
| Other | 1 | 16.67 | <input style="width: 100px; height: 15px;" type="text"/> |
| None; I serve a supporting role. | 1 | 16.67 | <input style="width: 100px; height: 15px;" type="text"/> |
| Missing | 0 | 0.00 | <input type="text"/> |

3. I communicate with my constituents primarily via

| Response | Frequency | Percent | |
|--|-----------|---------|--|
| Email | 5 | 83.33 | <input style="width: 100px; height: 15px;" type="text"/> |
| Scheduled meetings | 4 | 66.67 | <input style="width: 100px; height: 15px;" type="text"/> |
| Personal communication | 4 | 66.67 | <input style="width: 100px; height: 15px;" type="text"/> |
| In written correspondence [minutes-summary notes-flyers- etc.] | 2 | 33.33 | <input style="width: 100px; height: 15px;" type="text"/> |
| Other | 0 | 0.00 | <input type="text"/> |
| Missing | 1 | 16.67 | <input style="width: 100px; height: 15px;" type="text"/> |

4. Have you read the "Making Decisions" document? How much of it?

| Response | Frequency | Percent | |
|-------------------|-----------|---------|--|
| All or most of it | 4 | 66.67 | <input style="width: 100px; height: 15px;" type="text"/> |
| A little of it | 2 | 33.33 | <input style="width: 100px; height: 15px;" type="text"/> |
| None of it | 0 | 0.00 | <input type="text"/> |
| Missing | 0 | 0.00 | <input type="text"/> |

5. How would you rate your understanding of the decision-making process at ECC?

| Response | Frequency | Percent | Mean: 2.67 |
|------------------------|-----------|---------|--|
| Fully Understand | 4 | 66.67 | <input style="width: 100px; height: 15px;" type="text"/> |
| Some understanding | 2 | 33.33 | <input style="width: 100px; height: 15px;" type="text"/> |
| Dont understand at all | 0 | 0.00 | <input type="text"/> |
| Missing | 0 | 0.00 | <input type="text"/> |

a. Issues brought to meetings for discussion and recommendation [relevant to this committee's purpose]

| Response | Frequency | Percent | Mean: 3.50 |
|-------------------|-----------|---------|--|
| Very Satisfied | 3 | 50.00 | <input style="width: 100px; height: 15px;" type="text"/> |
| Satisfied | 3 | 50.00 | <input style="width: 100px; height: 15px;" type="text"/> |
| Dissatisfied | 0 | 0.00 | <input type="text"/> |
| Very Dissatisfied | 0 | 0.00 | <input type="text"/> |
| Missing | 0 | 0.00 | <input type="text"/> |

b. Discussion periods that afford ample opportunity for comments from all constituents

| Response | Frequency | Percent | Mean: 3.67 |
|-------------------|-----------|---------|------------|
| Very Satisfied | 4 | 66.67 | |
| Satisfied | 2 | 33.33 | |
| Dissatisfied | 0 | 0.00 | |
| Very Dissatisfied | 0 | 0.00 | |
| Missing | 0 | 0.00 | |

c. Time allowed to seek feedback or share information with my constituents

| Response | Frequency | Percent | Mean: 3.33 |
|-------------------|-----------|---------|------------|
| Very Satisfied | 2 | 33.33 | |
| Satisfied | 4 | 66.67 | |
| Dissatisfied | 0 | 0.00 | |
| Very Dissatisfied | 0 | 0.00 | |
| Missing | 0 | 0.00 | |

d. Committee recommendations received and acknowledged [acted upon if appropriate] by the President and/or Board of Trustees

| Response | Frequency | Percent | Mean: 3.00 |
|-------------------|-----------|---------|------------|
| Very Satisfied | 0 | 0.00 | |
| Satisfied | 5 | 83.33 | |
| Dissatisfied | 0 | 0.00 | |
| Very Dissatisfied | 0 | 0.00 | |
| Missing | 1 | 16.67 | |

e. Collegial consultation process for THIS COMMITTEE

| Response | Frequency | Percent | Mean: 3.33 |
|-------------------|-----------|---------|------------|
| Very Satisfied | 2 | 33.33 | |
| Satisfied | 4 | 66.67 | |
| Dissatisfied | 0 | 0.00 | |
| Very Dissatisfied | 0 | 0.00 | |
| Missing | 0 | 0.00 | |

f. OVERALL collegial consultation process at ECC

| Response | Frequency | Percent | Mean: 3.00 |
|-------------------|-----------|---------|------------|
| Very Satisfied | 0 | 0.00 | |
| Satisfied | 6 | 100.00 | |
| Dissatisfied | 0 | 0.00 | |
| Very Dissatisfied | 0 | 0.00 | |
| Missing | 0 | 0.00 | |