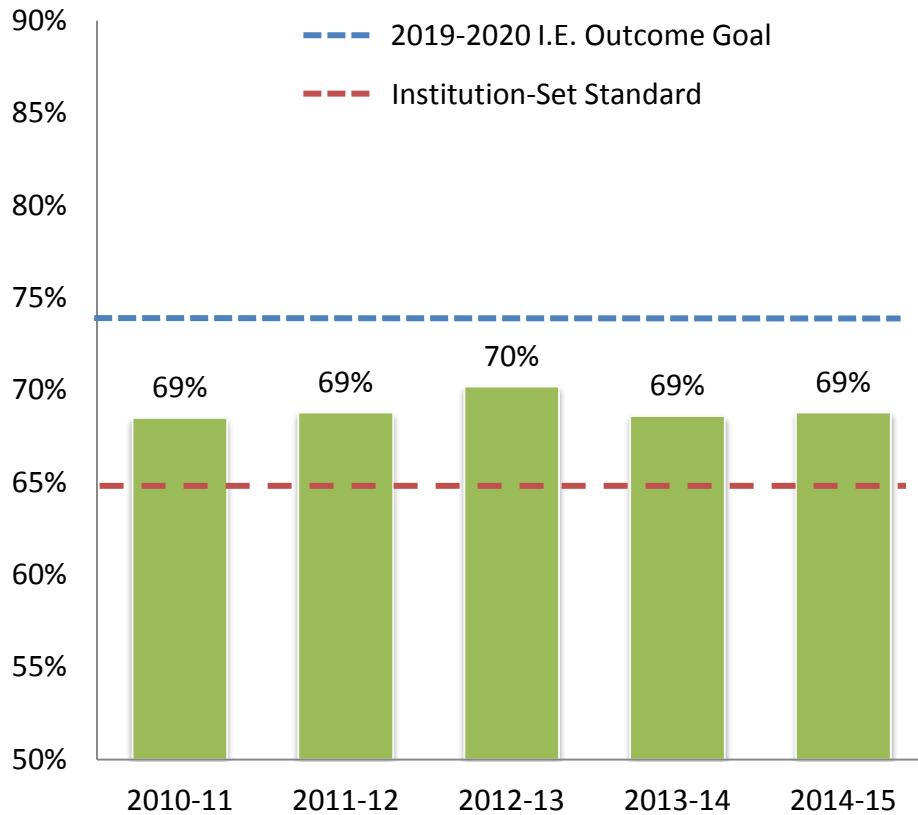


Success and Retention Rates

Success Rate

The success rate is the percentage of students who receive an A, B, C, or Pass as a final course grade out of all students enrolled as of the census date.

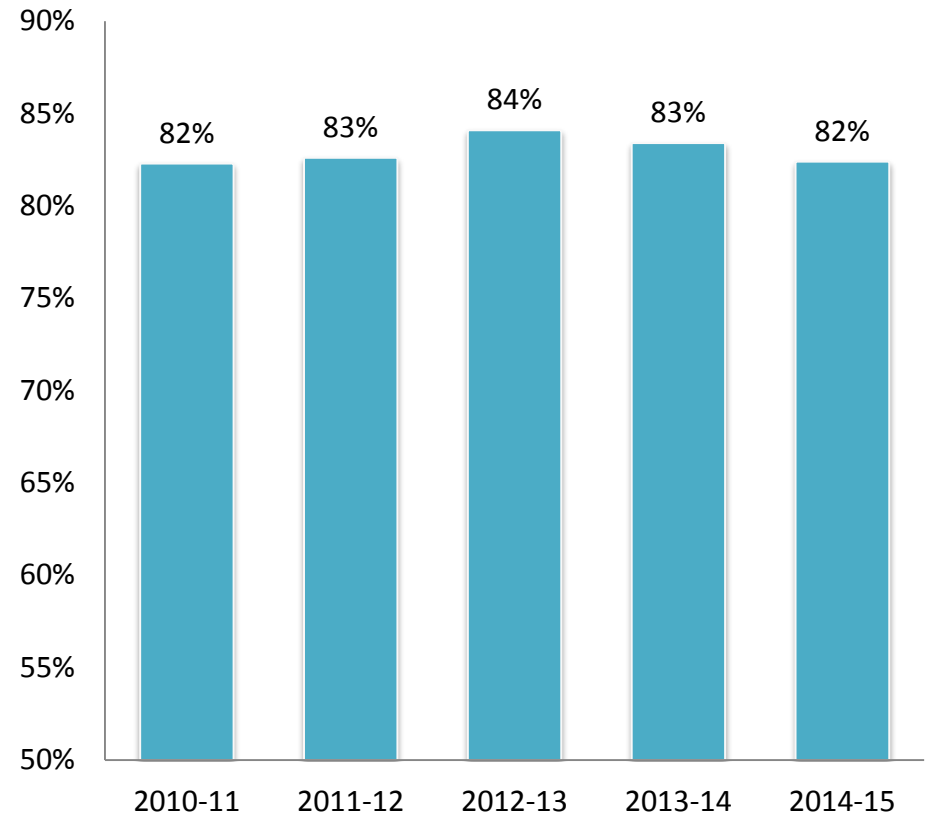
ECC has an ACCJC Institution-Set Standard of 65% and an Institutional Effectiveness Outcome goal of 74% by the year 2019-2020.



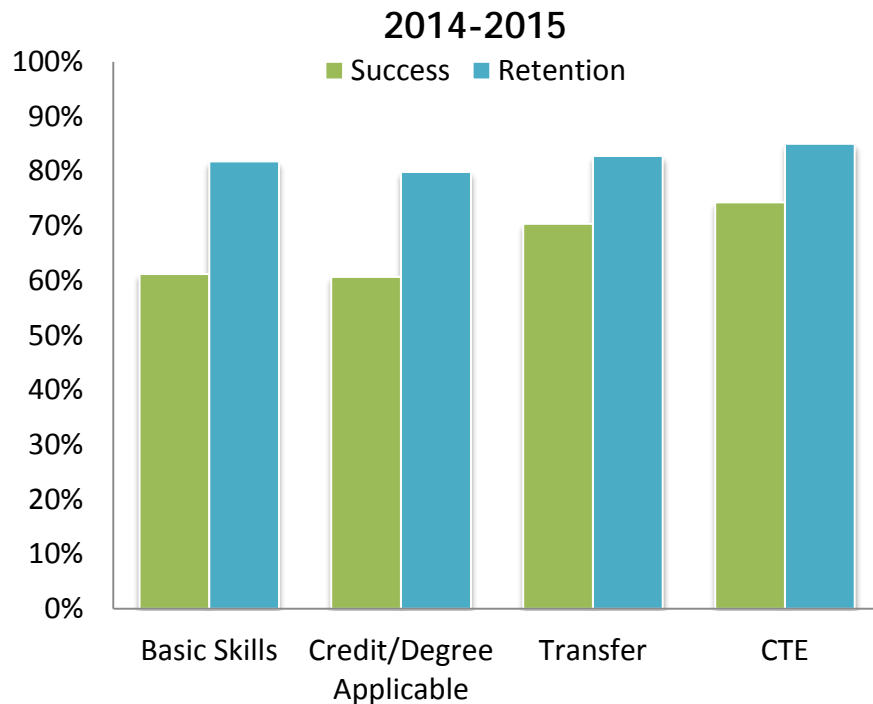
Retention Rate

The retention rate is the percentage of students who remain enrolled through the end of a course out of all students enrolled on census date. In essence, it is the percentage of students who did not drop late or withdraw.

ECC does not have an ACCJC Institution-Set Standard or Institutional Effectiveness Outcome goal for retention rate.



Success and Retention Rates by Course Type



Success Rate

The success rate is the percentage of students who receive an A, B, C, P, or Pass as a final course grade out of all students enrolled as of the census date.

Retention Rate

The retention rate is the percentage of students who remain enrolled through the end of a course out of all students enrolled on census date. In essence, it is the percentage of students who did not drop late or withdraw.

	2010-11		2011-12		2012-13		2013-14		2014-15	
Basic Skills	57.9%	79.9%	60.5%	81.6%	61.4%	83.4%	59.8%	82.3%	61.2%	81.8%
Credit/Degree Applicable	62.1%	79.7%	61.4%	80.6%	62.2%	82.5%	61.1%	81.8%	60.7%	79.9%
Transfer	70.3%	82.8%	70.5%	82.9%	72.0%	84.3%	70.2%	83.8%	70.4%	82.8%
CTE	73.0%	85.0%	72.9%	84.7%	74.7%	86.0%	75.1%	86.6%	74.3%	85.0%
<i>Overall Success/Retention</i>	<i>68.5%</i>	<i>82.3%</i>	<i>68.8%</i>	<i>82.6%</i>	<i>70.2%</i>	<i>84.1%</i>	<i>68.6%</i>	<i>83.4%</i>	<i>68.8%</i>	<i>82.4%</i>