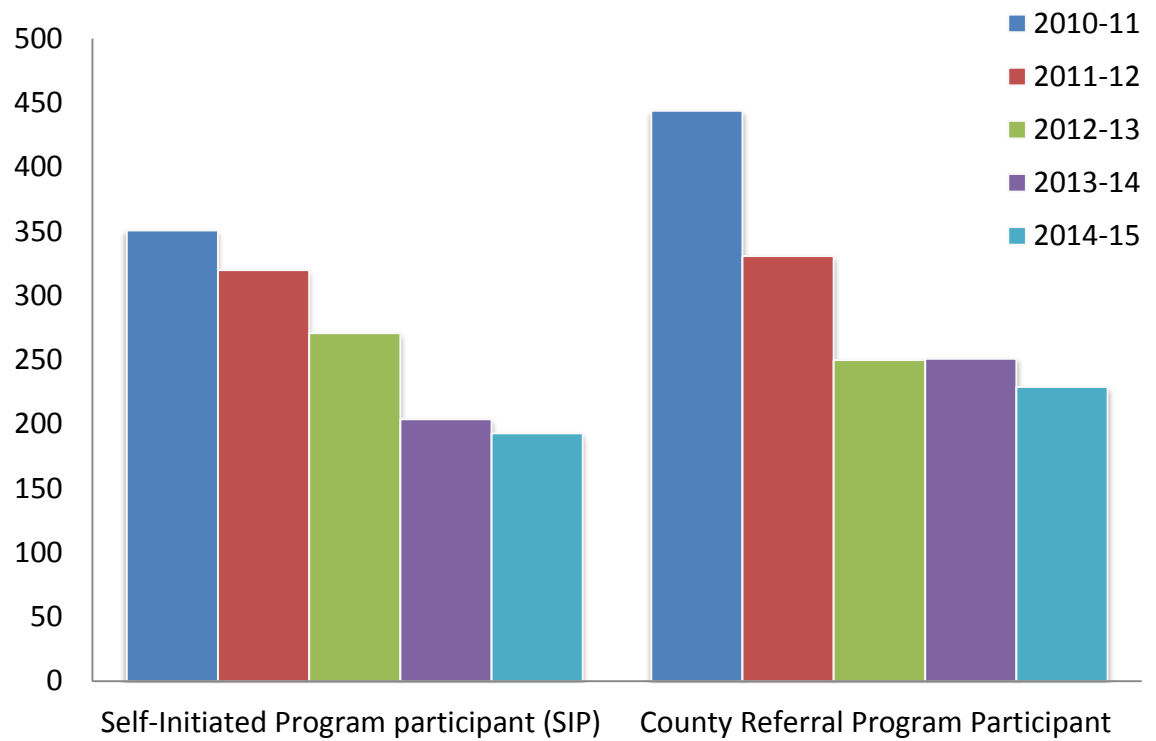
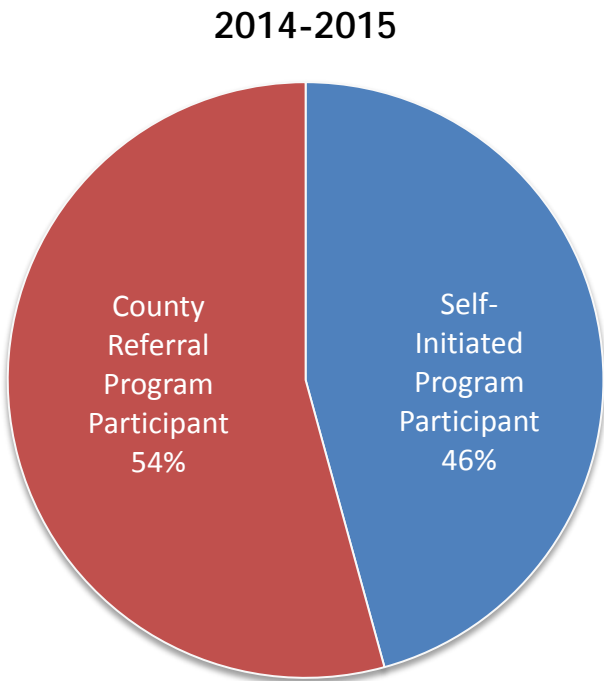


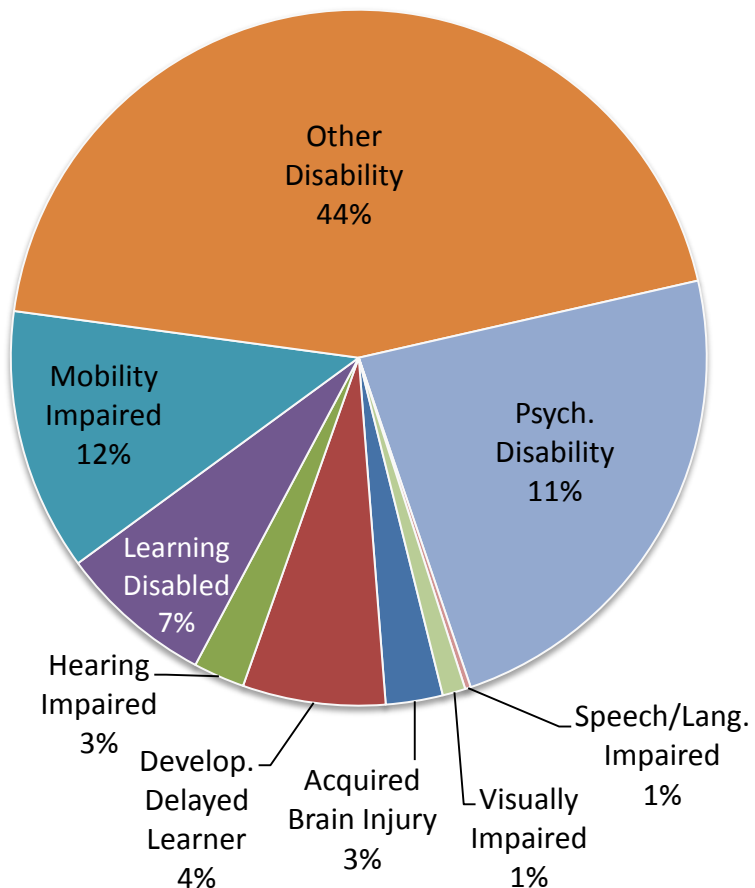
# CaIWORKs



	2010-11	2011-12	2012-13	2013-14	2014-15
Self-Initiated Program participant (SIP)	351	320	271	204	193
County Referral Program Participant (CRP)	444	331	250	251	229
<b>Total</b>	<b>795</b>	<b>651</b>	<b>521</b>	<b>455</b>	<b>422</b>

# Disabled Student Programs & Services

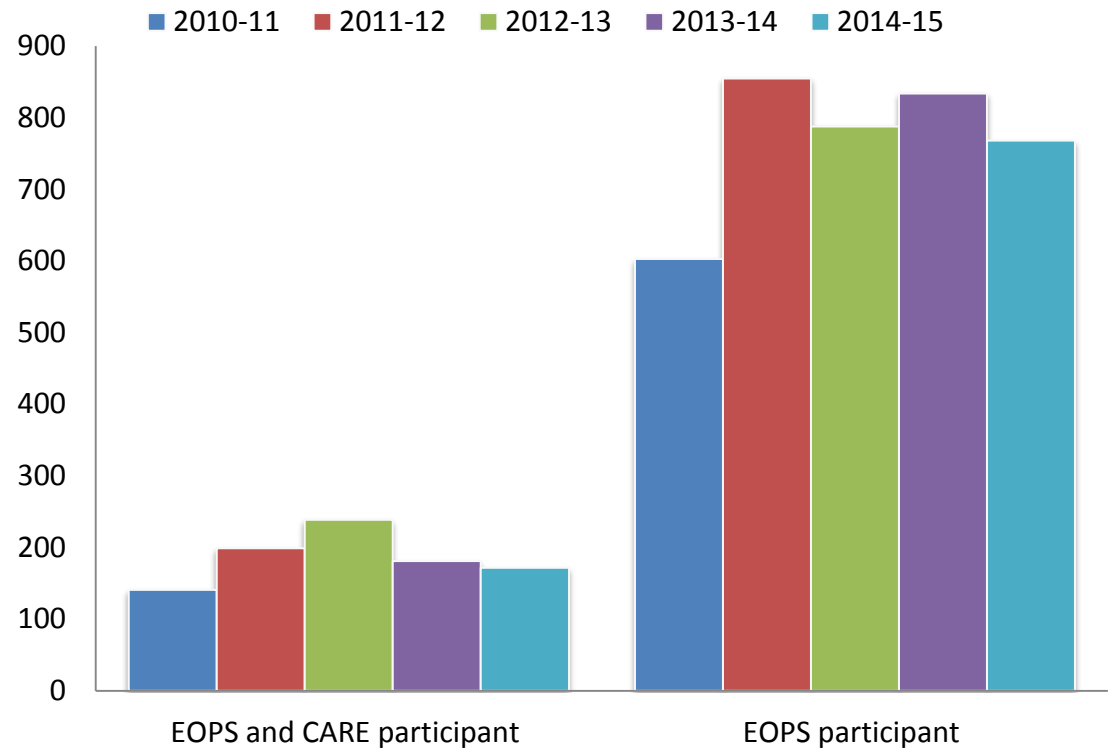
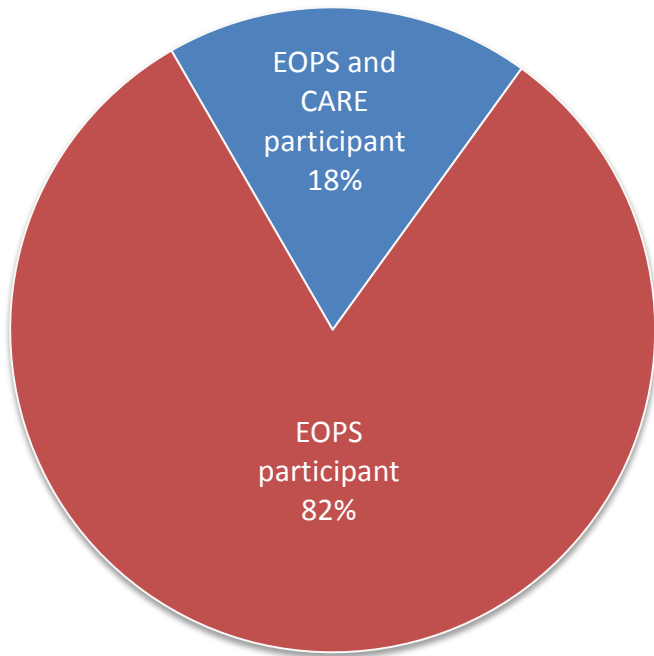
2014-2015



	2010-11	2011-12	2012-13	2013-14	2014-15
Acquired Brain Injury	15	16	20	18	10
Develop. Delay. Learner	35	35	28	28	25
Hearing Impaired	14	8	7	8	9
Learning Disabled	21	23	21	32	27
Mobility Impaired	55	68	62	54	46
Other Disability	106	127	170	164	167
Psychological Disability	86	97	106	83	88
Speech/Lang. Impaired	0	0	1	1	1
Visually Impaired	4	7	8	7	4
<b>Total</b>	<b>336</b>	<b>381</b>	<b>423</b>	<b>395</b>	<b>377</b>

# Extended Opportunity Programs & Services

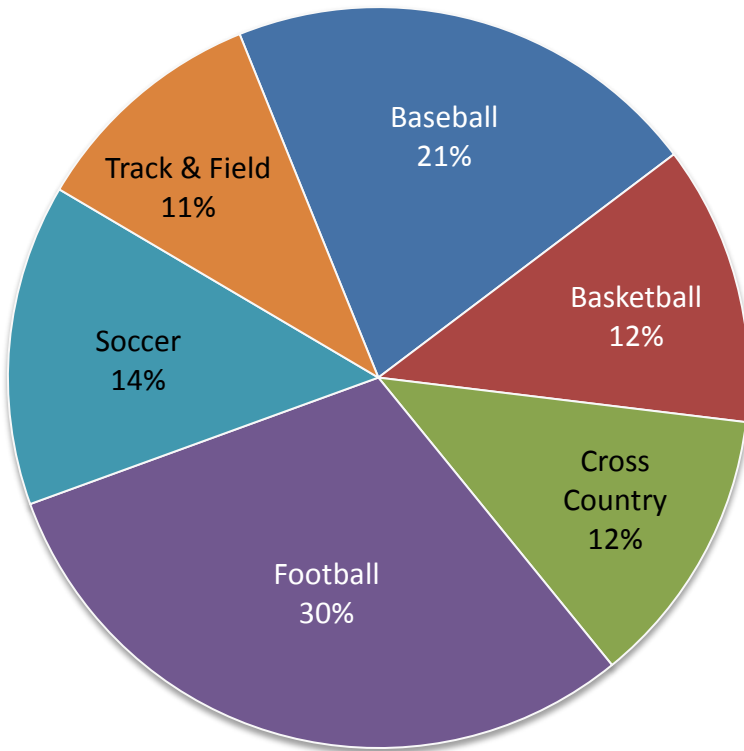
2014-2015



	2010-11	2011-12	2012-13	2013-14	2014-15
EOPS and CARE participant	141	199	239	181	172
EOPS participant	603	855	788	834	768
<i>Total</i>	<i>744</i>	<i>1,054</i>	<i>1,027</i>	<i>1,015</i>	<i>940</i>

# Student Athletes - Males

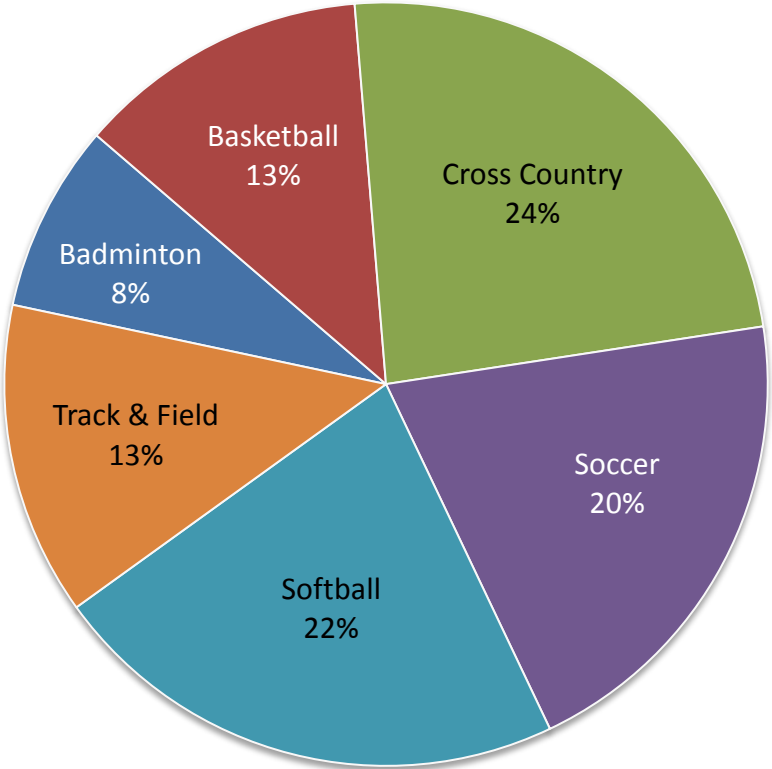
2014-2015



	2010-11	2011-12	2012-13	2013-14	2014-15
Baseball	40	37	39	50	46
Basketball	27	36	38	32	27
Cross Country	12	27	0	10	27
Football	70	67	67	71	67
Soccer	24	24	26	36	31
Track & Field	26	36	28	19	23
<i>Total</i>	<i>199</i>	<i>227</i>	<i>198</i>	<i>218</i>	<i>221</i>

# Student Athletes - Females

**2014-2015**



	2010-11	2011-12	2012-13	2013-14	2014-15
Badminton	5	5	7	7	9
Basketball	16	15	22	25	14
Cross Country	20	19	0	13	27
Soccer	17	20	20	22	23
Softball	23	17	22	22	25
Track & Field	15	14	9	12	15
<i>Total</i>	<i>96</i>	<i>90</i>	<i>80</i>	<i>101</i>	<i>113</i>