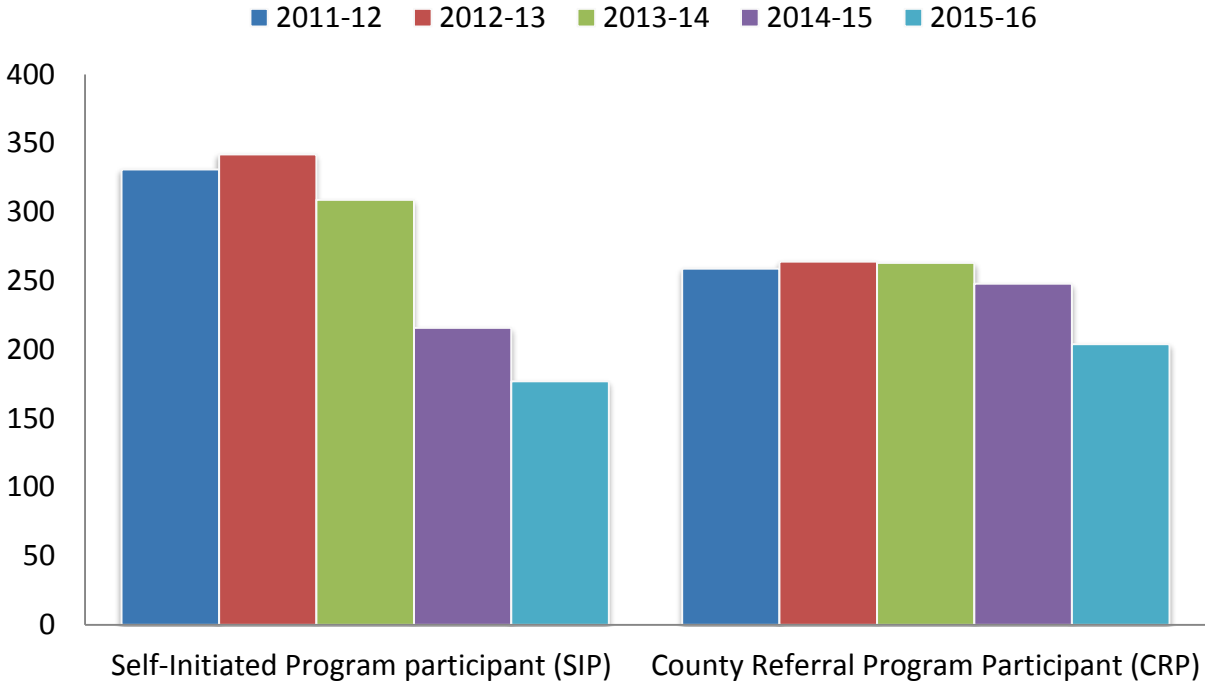
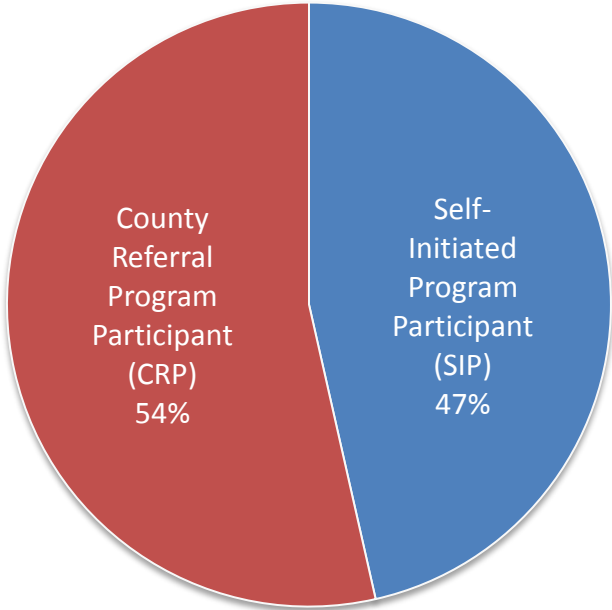


CaIWORKs

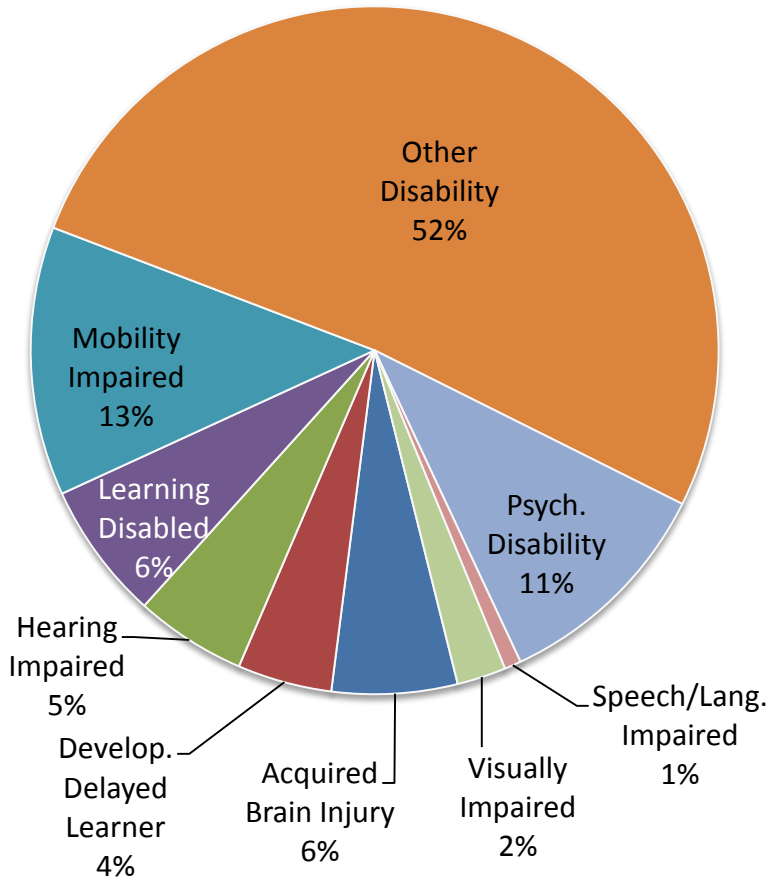
2015-2016



	2011-12	2012-13	2013-14	2014-15	2015-16
Self-Initiated Program participant (SIP)	331	342	309	216	177
County Referral Program Participant (CRP)	259	264	263	248	204
Total	590	606	572	464	381

Disabled Student Programs & Services

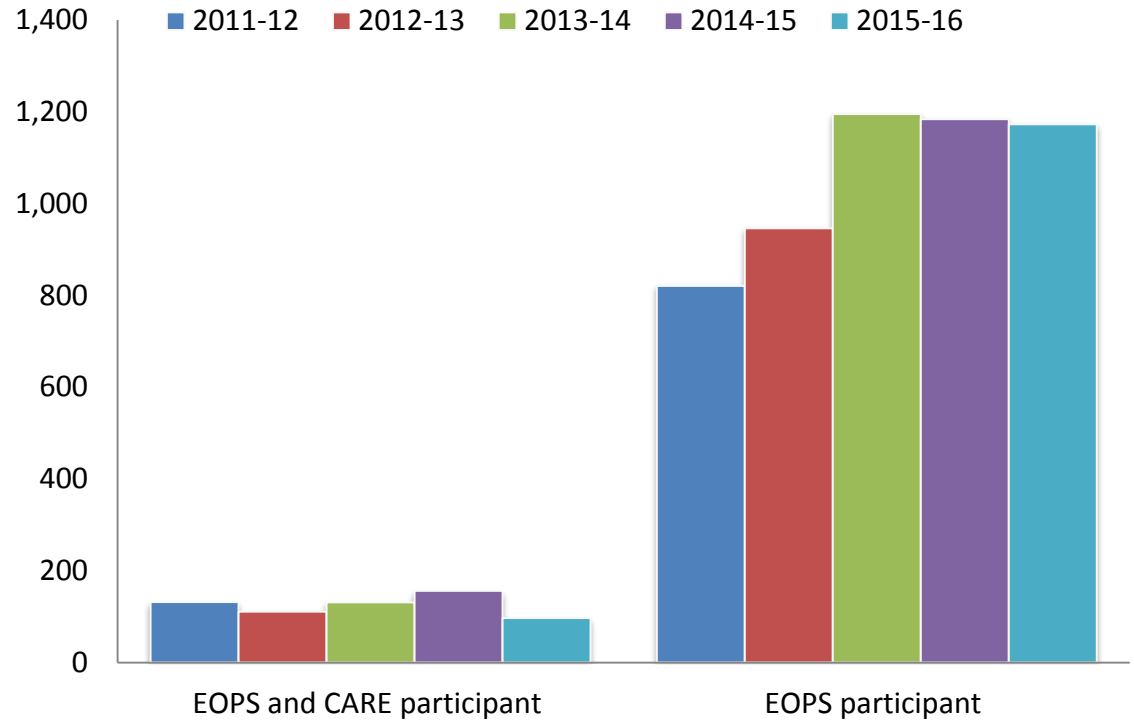
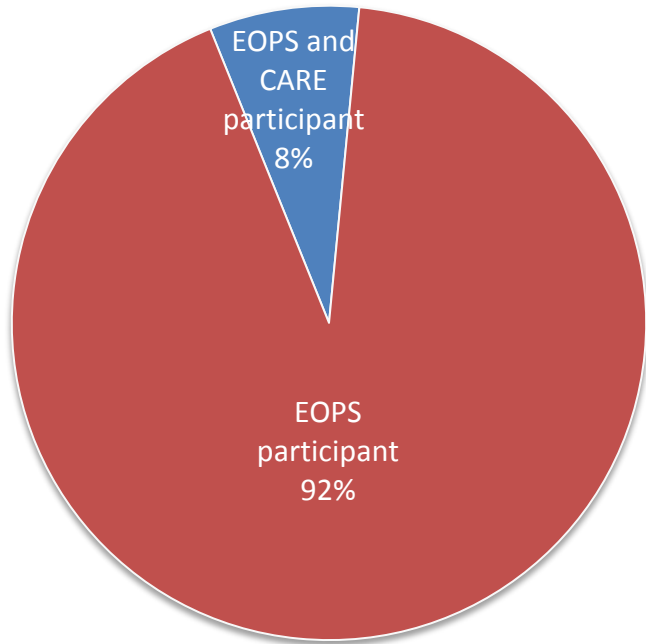
2015-2016



	2011-12	2012-13	2013-14	2014-15	2015-16
Acquired Brain Injury	125	119	121	111	113
Develop. Delay. Learner	96	91	76	74	85
Hearing Impaired	120	110	109	111	100
Learning Disabled	190	183	168	141	124
Mobility Impaired	315	278	262	258	242
Other Disability	831	887	937	909	987
Psychological Disability	213	217	228	206	204
Speech/Lang. Impaired	19	21	19	23	15
Visually Impaired	65	62	47	43	44
Total	1,974	1,968	1,967	1,876	1,914

Extended Opportunity Programs & Services

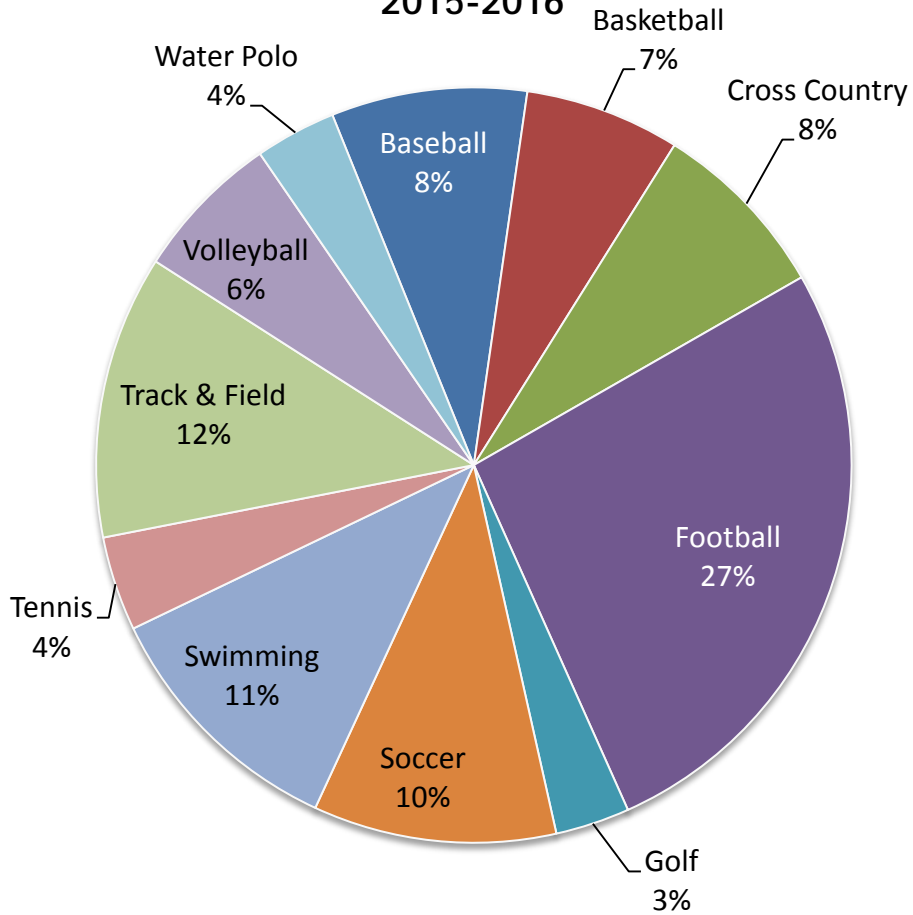
2015-2016



	2011-12	2012-13	2013-14	2014-15	2015-16
EOPS and CARE participant	132	111	131	156	97
EOPS participant	821	946	1,195	1,184	1,173
Total	953	1,057	1,326	1,340	1,270

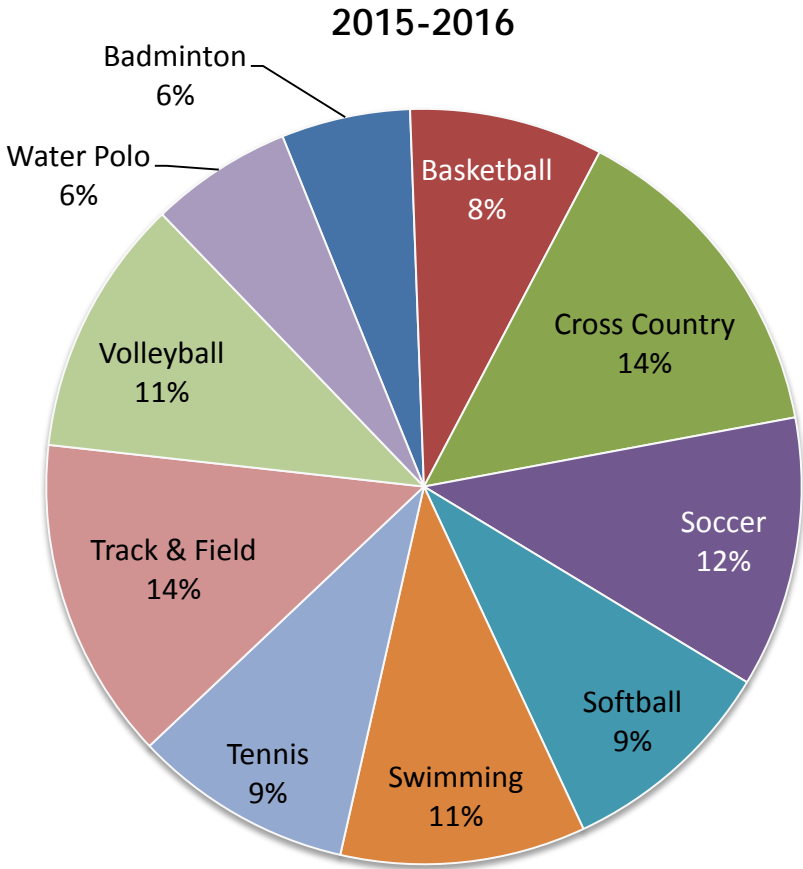
Student Athletes - Males

2015-2016



	2011-12	2012-13	2013-14	2014-15	2015-16
Baseball	27	29	36	33	29
Basketball	20	25	20	24	23
Cross Country	22	16	-	26	27
Football	82	89	79	88	92
Golf	-	-	9	10	11
Soccer	31	32	34	36	36
Swimming	26	36	42	41	38
Tennis	10	11	14	11	14
Track & Field	28	32	30	45	42
Volleyball	17	23	26	24	22
Water Polo	19	24	18	15	12
Total	282	317	308	353	346

Student Athletes - Females



	2011-12	2012-13	2013-14	2014-15	2015-16
Badminton	21	11	13	12	10
Basketball	16	17	17	16	15
Cross Country	15	20	27	31	26
Soccer	22	23	23	22	21
Swimming	15	15	18	17	17
Softball	6	16	26	17	19
Tennis	13	10	17	19	17
Track & Field	39	35	63	26	25
Volleyball	14	16	17	21	20
Water Polo	16	15	15	19	11
Total	177	178	236	200	181