

## Career & Technical Education (CTE) Employment Outcomes Survey 2014 Statewide

### Background

Skills-building students statewide were surveyed if they met one of the following criteria in 2011-2012, and did not enroll in 2012-2013: earned a certificate of 6 or more units, earned a vocational degree, or earned 9+ CTE units. The survey was administered in early 2014 by e-mail, telephone and US mail. The survey addressed student perceptions of their CTE program, employment outcomes, and how their coursework and training relate to their current career.

The sample consisted of 11398 unduplicated students, 2295 of whom responded by e-mail (20.14%), 6524 by telephone (57.24%), and 2579 (22.63%) by US Mail, for a total response rate of 21.51%.

### Results

- Respondents were asked their primary reason for studying at a College, and the majority (60.88%) indicated earning a certificate or degree (with or without transfer). Figure 1 shows the results.

**Figure 1. Primary reason for studying (percentages)**



- Respondents were asked why they stopped taking classes at a College. Here are the most frequently cited reasons, in rank order of frequency:

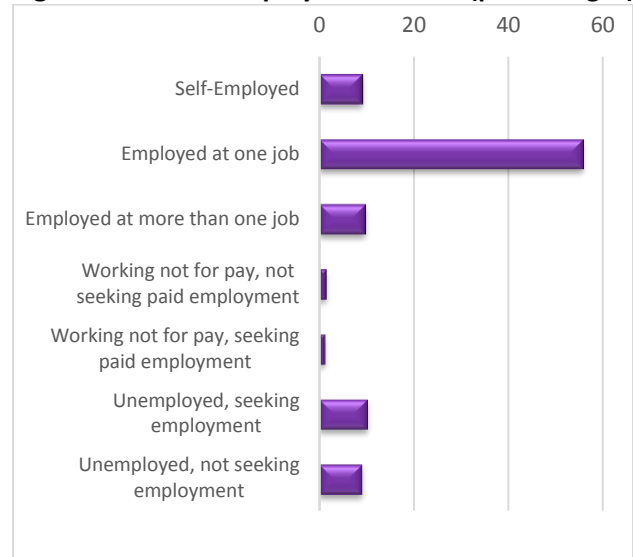
- ✓ My goals were met (4088)
- ✓ I completed the program (3812)
- ✓ Transferred to another school (2955)
- ✓ I got a job (2117)

- 52.78% of former students were “very satisfied” with the education and training they received, and 37.18% were “satisfied” for an overall satisfaction rate of 89.96%.

- 36.4% of respondents indicated they had transferred to another College or University.

- 74.78% of respondents are employed for pay. Figure 2 shows the results.

**Figure 2. Current Employment Status (percentages)**



- Overall, statewide, students who transferred have 1.6 times the likelihood of being unemployed and not seeking employment (7.5% for not transferring vs. 12.24% for transferring), likely because they are enrolled at a four year institution.

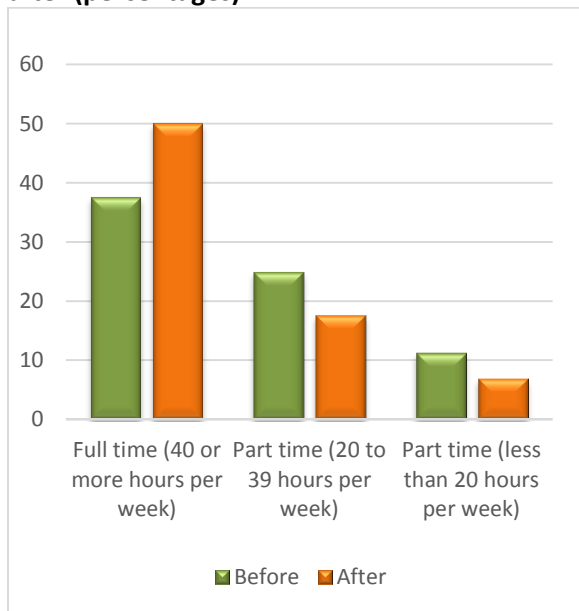
- Respondents were asked, if currently employed, how closely related their job is to their field of study at Statewide. 46.3% indicated they are working in the same field as their studies and training, followed 22.24% indicating they work in a field that is “close” to their studies and training, and 31.45% indicated their job is not related to their studies.

- Of those respondents who engaged in a job search after finishing their studies, 74.43% reported finding a job and 25.57% were still looking (the remaining respondents were not looking or were already employed). Of those with a successful job search, 78.71% found a job within six months (62.02% within three months).

- 674 respondents (5.91%) indicated they obtained an industry certification or licensure and 18.77% indicated they obtained journey-level status in the same field of study after finishing their coursework.

- Before their studies, 37.53% of respondents worked full time. After completing their studies, 49.96% work full time. Figure 3 shows the results.

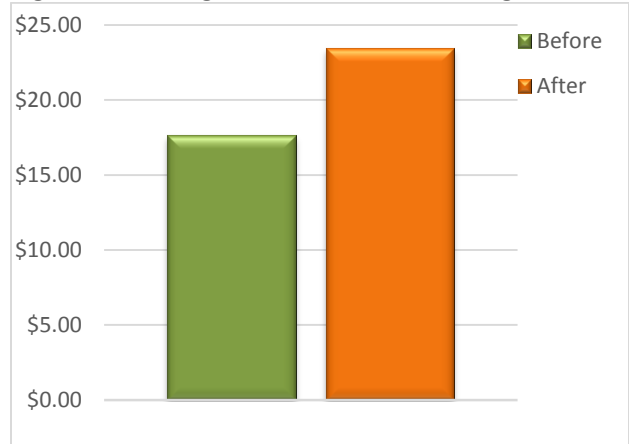
**Figure 3. Work status before studies/training and after (percentages)**



- The hourly wage of all respondents increased 24.87% from their hourly wage before their studies

(\$17.61) to their hourly wage after completing their studies (\$23.44). Figure 4 shows the results.

**Figure 4. Earnings before studies/training and after**



- Respondents were asked what impact their coursework had on their employment. Here are the reasons, listed in rank order of frequency:

- ✓ No impact on my employment (3636)
- ✓ Prepared me for a possible new job (2533)
- ✓ Enabled me to learn skills that allowed me to get a job at a new organization (2010)
- ✓ Enabled me to learn skills that allowed me to stay in my current job (1415)
- ✓ Enabled me to learn skills that allowed me to get a promotion at my same organization (900)
- ✓ Enabled me to start my own business (452)

### Summary and Conclusions

The results of the survey showed that completing CTE studies and training – whether or not a credential is earned, whether or not a student transfers – is related to positive employment outcomes. The preponderance of respondents are employed, are working in the same field as their studies or training, and are working full time. Respondents overall posted a 24.87% increase in their hourly wage after completing their studies and the vast majority were satisfied with the education and training they received.