

El Camino College
Success & Progression in Accelerated English
Fall 2012

In Fall 2012, the First Year Experience (FYE) program offered accelerated English courses where students enrolled developmental reading and writing courses during the same term.

English 50RR – Developmental Reading: Skills in Analysis
English 50WW - Developmental Writing: Paragraph to Essay

Students who successfully completed both English 50RR and English 50WW were eligible to enroll in college level English (English 1A) the following Spring term.

This study provides a profile and outcomes of students in the accelerated English courses. In addition, students in the accelerated courses were compared to cohorts of students in non-accelerated English courses in Fall 2012.

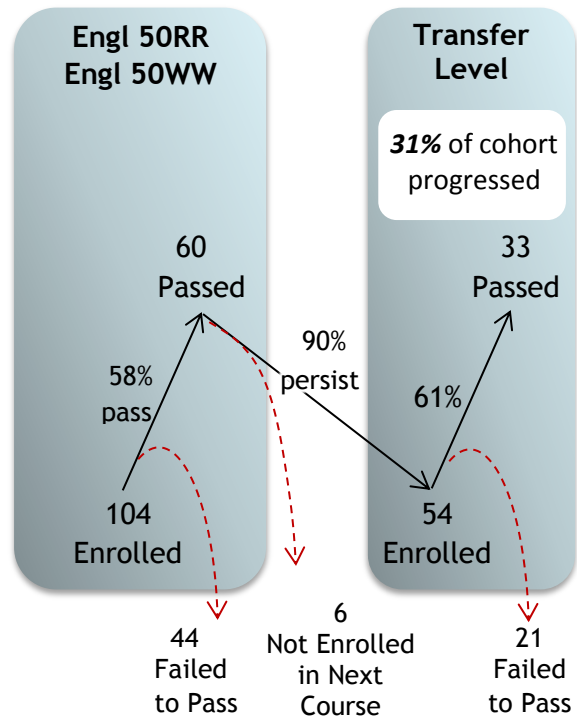
One-Year Course Progression (Fall 2012 Cohort)

The Fall 2012 FYE Accelerated English cohort along with English 82 and English B comparison groups were tracked from Fall 2012 through Summer 2013. The English 82 and English B comparison cohorts are students who first attempted their respective English courses in Fall 2012.

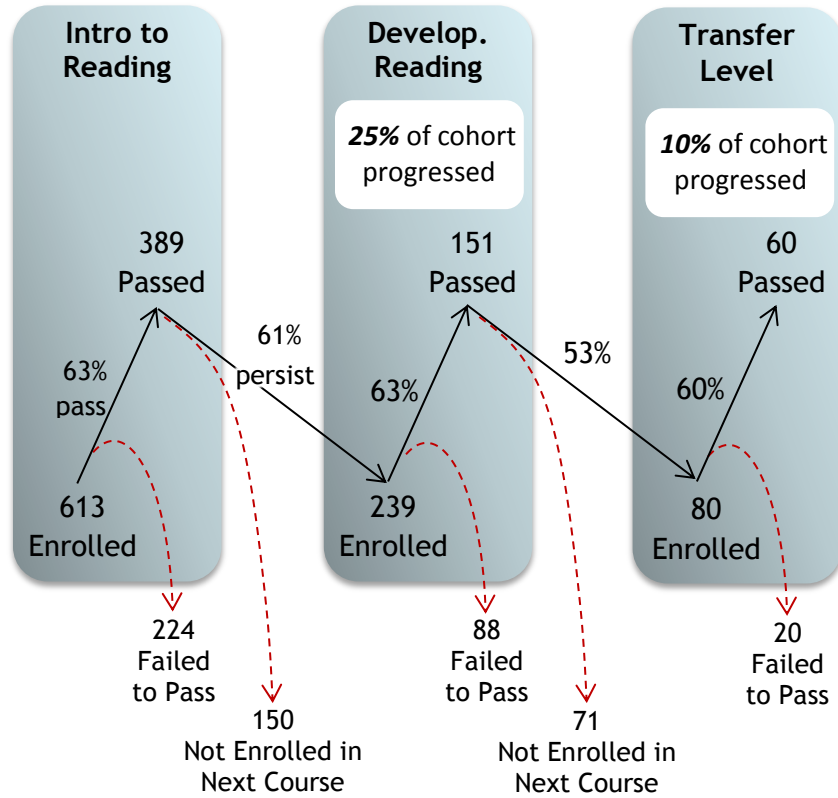
Note: Non-accelerated students cannot complete English 1A in one year without winter or summer enrollment. This cohort should be tracked one additional year.

- 55% of students in English 50RR and 58% of students English 50WW successfully completed their courses. Students in the English 82 and English B comparison groups successfully completed their courses at a rate of 63% and 69%, respectively.
- 90% of students who passed both English 50RR and 50WW enrolled in transfer level English while 54% of the English 82 cohort and 14% of the English B cohort who passed their respective courses enrolled in transfer level English.
- 31% of the Accelerated English cohort successfully completed transfer level English compared to 10% and 3% of the English 82 and English B comparison groups, respectively.

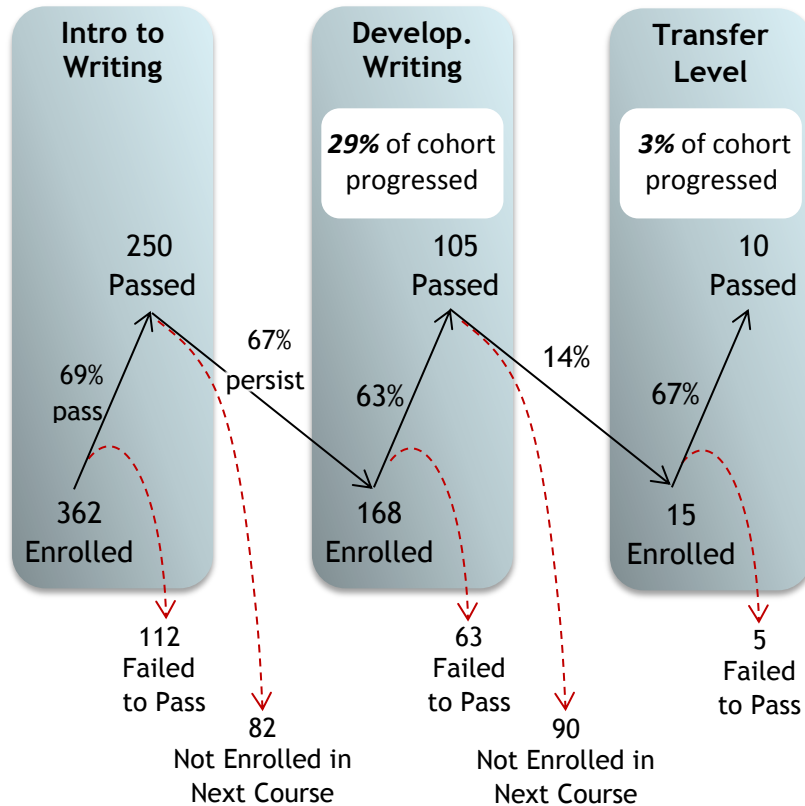
Fall 2012 FYE Accelerated English Cohort



Fall 2012 English 82 Comparison Cohort (N=613)



Fall 2012 English B Comparison Cohort (N=362)



Appendix A

Demographic Profile

The following is a summary of the demographic and enrollment characteristics of the FYE accelerated English group and the English 82 and English B comparison groups.

Category	Characteristic	FYE Accelerated Cohort		English 82 Comparison Cohort		English B Comparison Cohort	
		n	%	n	%	n	%
All Students		104	100%	613	100%	362	100%
Gender	Female	57	54.8%	369	60.2%	188	51.9%
	Male	47	45.2%	244	39.8%	174	48.1%
Ethnicity	African-American	36	34.6%	128	20.9%	97	26.8%
	Amer. Ind or Alaska Islander	0	0.0%	1	0.2%	0	0.0%
	Asian/Pacific Islander	4	3.8%	60	9.8%	35	9.7%
	Latino	62	59.6%	376	61.3%	200	55.2%
	White	1	1.0%	29	4.7%	21	5.8%
	Two or more races	1	1.0%	16	2.6%	6	1.7%
	Unknown or Declined	0	0.0%	3	0.5%	3	0.8%
Educational Goals	Basic Skills/GED	4	3.8%	28	4.6%	10	2.8%
	Degree/Certif. Only	2	1.9%	19	3.1%	18	5.0%
	Enrichment	1	1.0%	8	1.3%	2	0.6%
	Intend to Transfer	34	32.7%	168	27.4%	85	23.5%
	Retrain/recertif.	2	1.9%	10	1.6%	17	4.7%
	Undecided	9	8.7%	79	12.9%	47	13.0%
	Unknown	52	50.0%	301	49.1%	183	50.6%
Unit Load	Average	13.16		9.88		8.52	