

El Camino College

Student Success Scorecard Trends

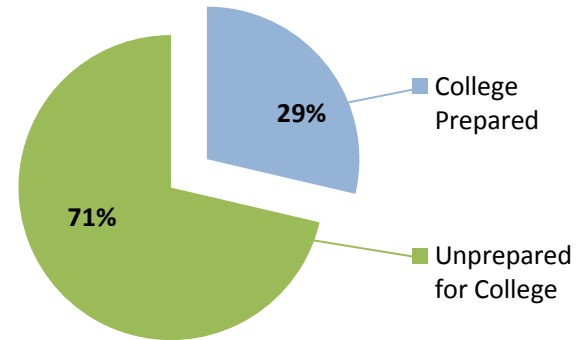
Comparison of 2014-15 and 2015-16 Scorecard Cohorts



COLLEGE PROFILE

2015-16 Student Demographics			
Students	32,069		
Gender	Ethnicity/Race		
Female	52.4%	African-American	15.7%
Male	47.6%	Amer. Indian/Alaska Nat	0.2%
Unknown Gender	0.0%	Asian	11.7%
Age Group	Filipino		
< 20 years old	31.0%	Hispanic	50.1%
20 to 24 years old	38.7%	Pacific Islander	0.5%
25 to 39 years old	22.9%	White	13.3%
40+ years old	7.4%	Two or More Races	4.6%
Unknown Age	0.0%	Unknown Ethnicity	0.5%


Percentage of 2015-16 Cohort Unprepared for College



COMPLETION METRICS

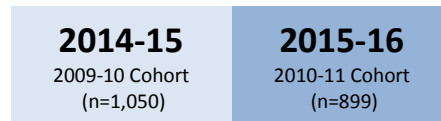
Overall

Student attempted any level of Math or English in the first three years



College Prepared

Student's lowest course attempted in Math and/or English was college level



Unprepared for College

Student's lowest course attempted in Math and/or English was remedial level



Completion Rate

Percentage of degree, certificate and/or transfer-seeking students starting first time in the cohort year at ECC who completed a degree, certificate or transfer-related outcomes anywhere in the CCC system within six years.



Three-Term Persistence Rate

Percentage of degree, certificate and/or transfer-seeking students starting first time in the cohort year at ECC who enrolled in the first three consecutive terms anywhere in the CCC system.



30-Units Completion Rate

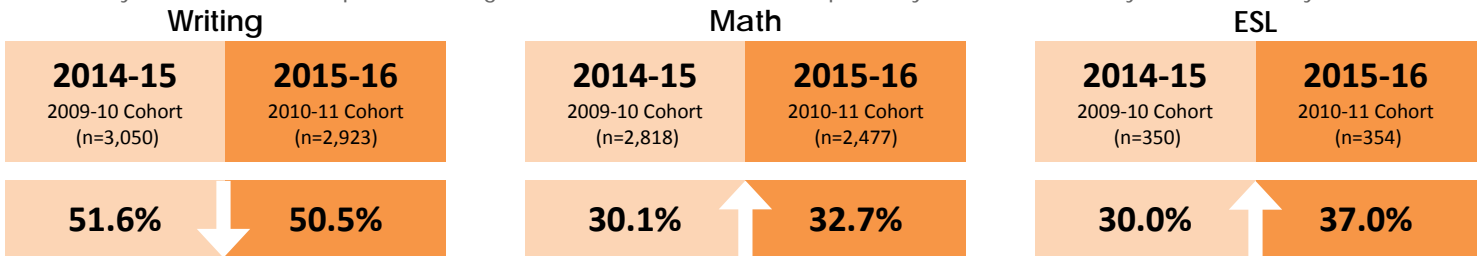
Percentage of degree, certificate and/or transfer-seeking students starting first time in the cohort year at ECC who achieved at least 30 units anywhere in the CCC system within six years.



BASIC SKILLS METRICS

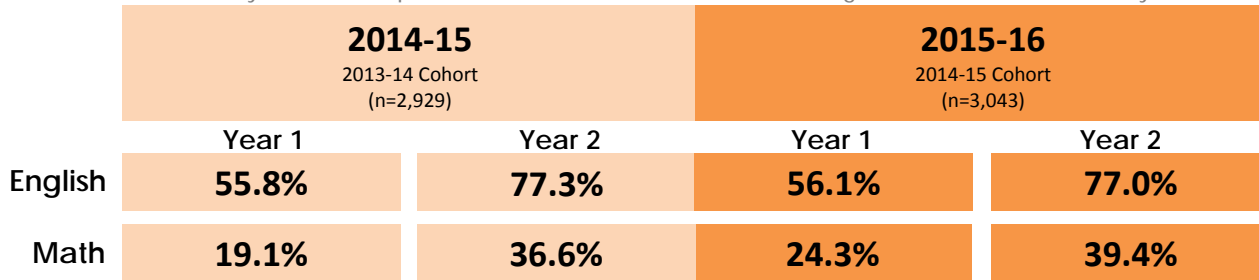
Remedial Completion Rate

Percentage of credit students who first enrolled in a course below transfer level in writing, mathematics, and/or ESL during the cohort year at ECC and completed a college-level course in the same discipline anywhere in the CCC system within six years.



Transfer Level Achievement

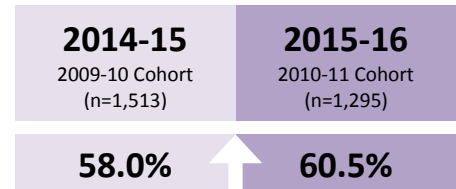
Percentage of first-time students at ECC who complete six units and attempt any Math or English in their first year who complete a transfer-level course in Math or English in their first or second year.



CTE METRICS

Career Technical Education Completion Rate

Percentage of students completing more than eight units in courses classified as career technical education (or apprenticeship) in a single discipline for the first time in the cohort year at ECC who completed a degree, certificate, apprenticeship or transfer-related outcomes within six years.



Skills Builder

The median percentage change in wages for students who completed higher level CTE coursework in cohort year and left the system without receiving any type of traditional outcome such as completion of a degree, certificate, or transfer.



Median Earning Change for Disciplines with the Highest Enrollment

