



El Camino College Compton Center
2014 Student Success Scorecard

Compton Community College District
Board of Trustees Meeting: May 20, 2014

Complete Student Success Scorecard is available on the Chancellor's Office Website: www.cccco.edu

Scorecard (ARCC 2.0)

- Accountability report mandated by AB1417 since 2007
- Revised in 2013 in response to Student Success Task Force
- Four-tiered accountability framework:
 1. [CCC System](#) report
 2. [Scorecard](#) for each college
 3. [Data Mart](#) access to further disaggregation
 4. [Data-on-Demand](#) – dataset downloads for further analysis

System Report – 2013 Highlights

- 167,946 certificates/degrees system-wide
- Effects of budget constraints:
 - Enrolled students dropped 22% in 5 years
 - CSU transfers declined by 20%
- College readiness linked to completion:
 - 71% of prepared students complete, while only 41% of unprepared students do.
 - 77% of students are unprepared for college.



STUDENT SUCCESS SCORECARD

STUDENT INFORMATION				OTHER INFORMATION	
Students					13,938
GENDER		ETHNICITY/RACE			
Female	62.9%	African American			37.4%
Male	37.1%	American Indian/Alaska Native			0.2%
Unknown	0.0%	Asian			4.7%
AGE		Filipino			3.0%
Less than 20 years old	23.5%	Hispanic			44.7%
20 to 24 years old	38.1%	Pacific Islander			0.8%
25 to 39 years old	27.9%	White			4.8%
40 or more years old	10.5%	Two or more Races			3.1%
Unknown	0.0%	Unknown			1.2%
				Full Time Equivalent Students	6,000.0
				Credit Sections	1,282
				Non-Credit Sections	8
				Median Credit Section Size	33
				Percentage of Full-Time Faculty	55.8%
				Student Counseling Ratio	492:1



Definitions

COLLEGE PREPARED: Student's lowest course attempted in Math and/or English was college level

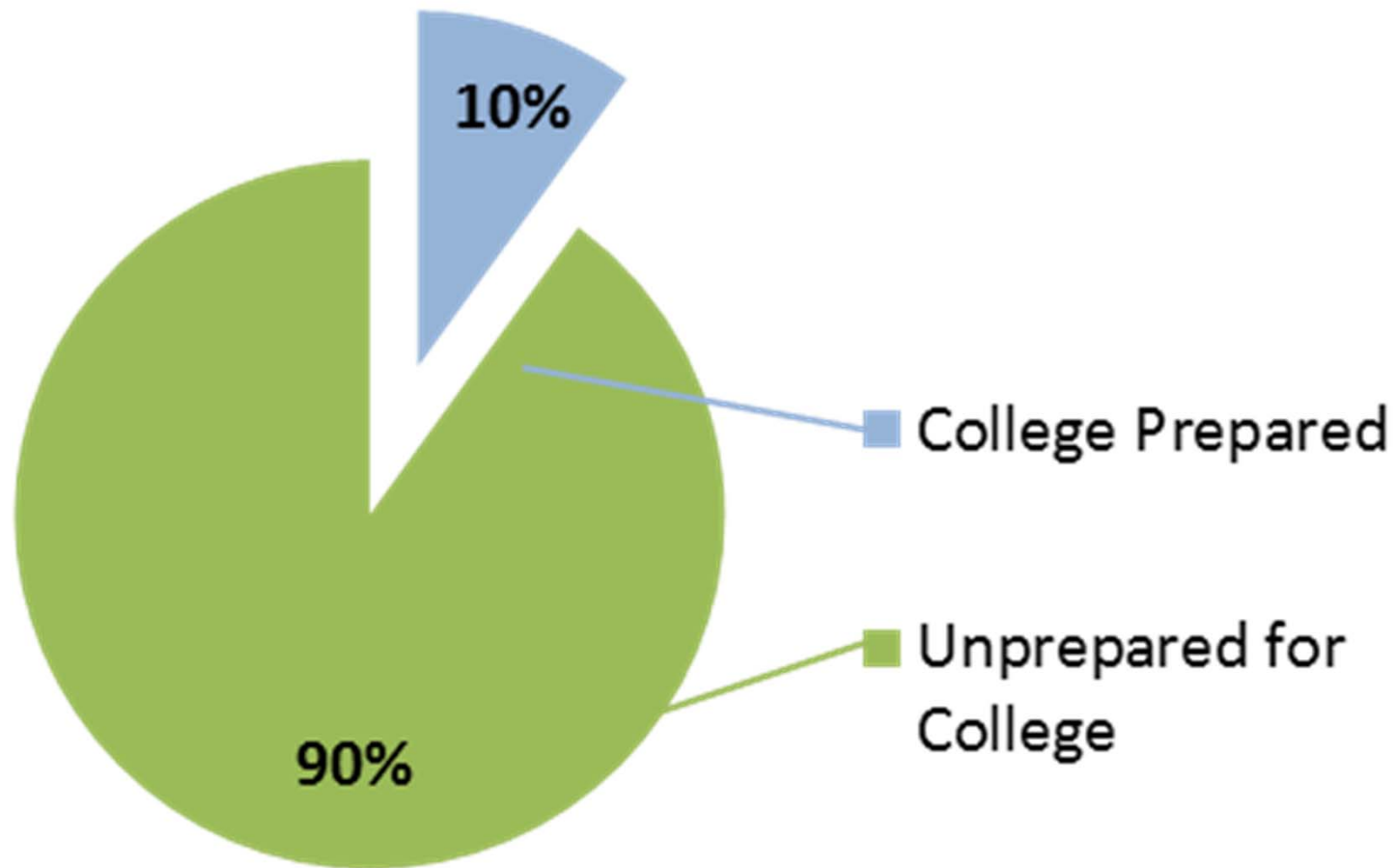
UNPREPARED FOR COLLEGE: Student's lowest course attempted in Math and/or English was remedial level

OVERALL: Student attempted any level of Math or English in the first three years



STUDENT SUCCESS SCORECARD

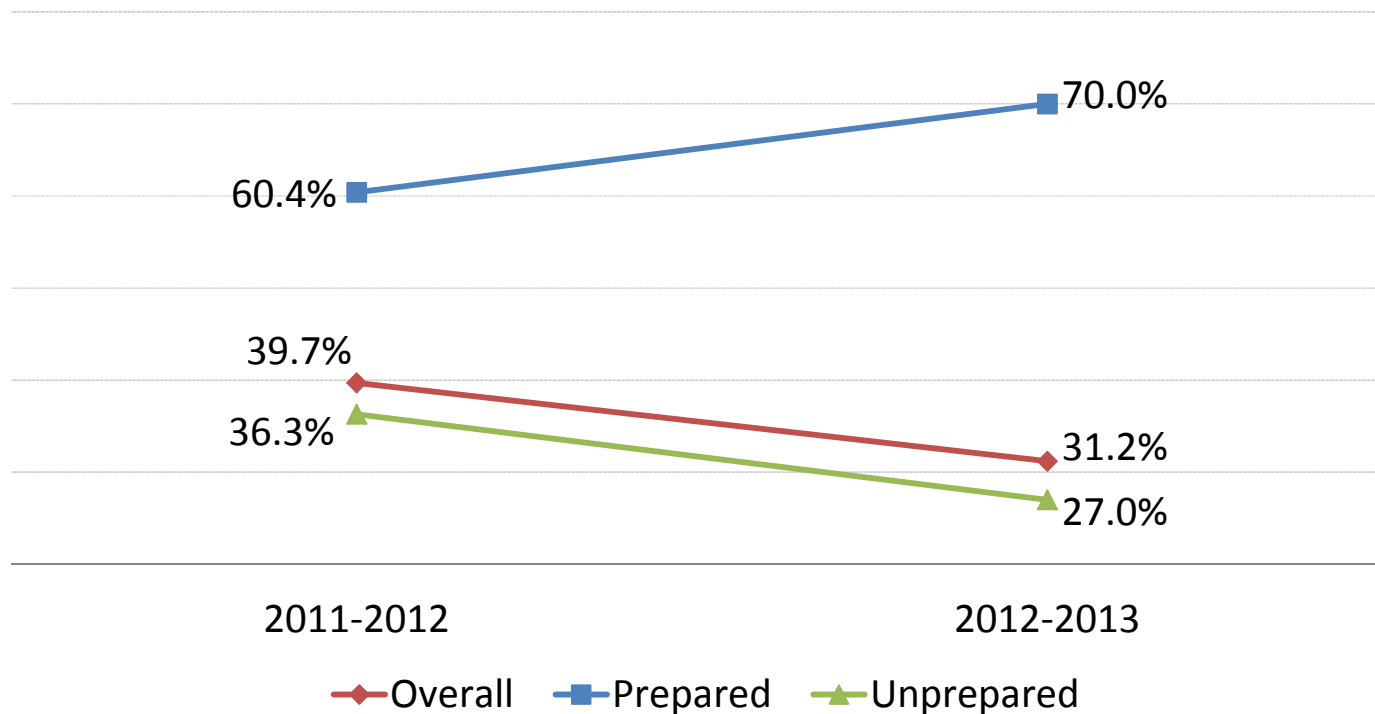
Percentage of 2012-13 Cohort Unprepared for College





STUDENT SUCCESS SCORECARD

Completion Rates

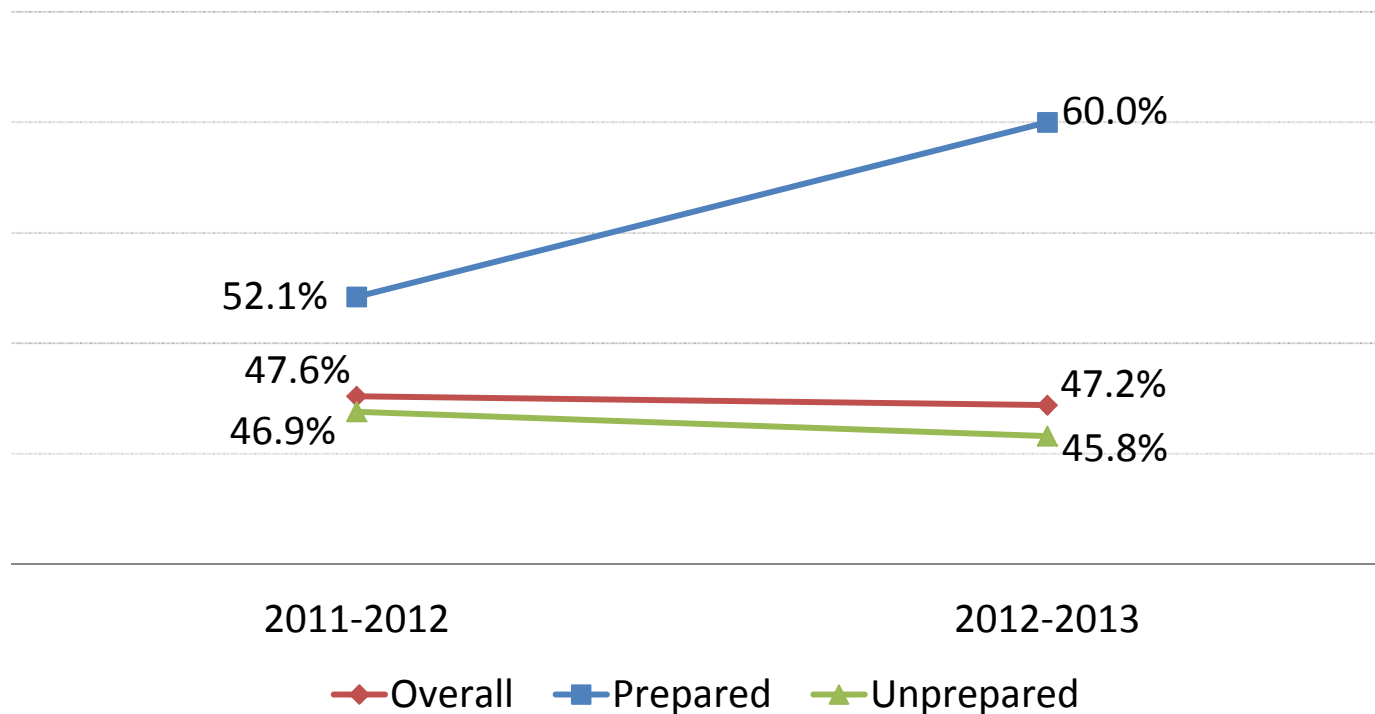


Among those whose first record in the CCC system is at El Camino College who are degree-, certificate-, and/or transfer-seeking students: the percentage who completed a degree, certificate or transfer-related outcomes anywhere in the CCC system within six years.



STUDENT SUCCESS SCORECARD

Three-Term Persistence Rates

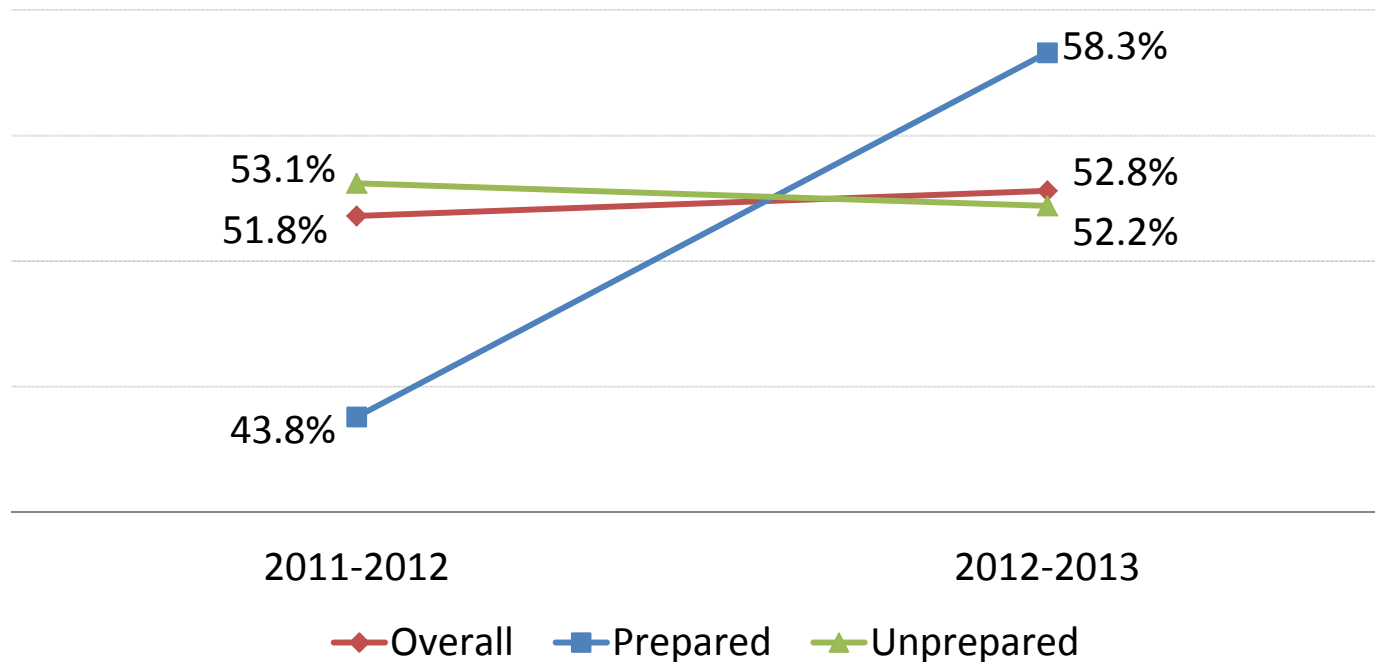


Among those whose first record in the CCC system is at El Camino College who are degree-, certificate-, and/or transfer-seeking students: the percentage who enrolled in three consecutive terms from first enrollment, anywhere in the CCC system.



STUDENT SUCCESS SCORECARD

30-Units Completion Rates

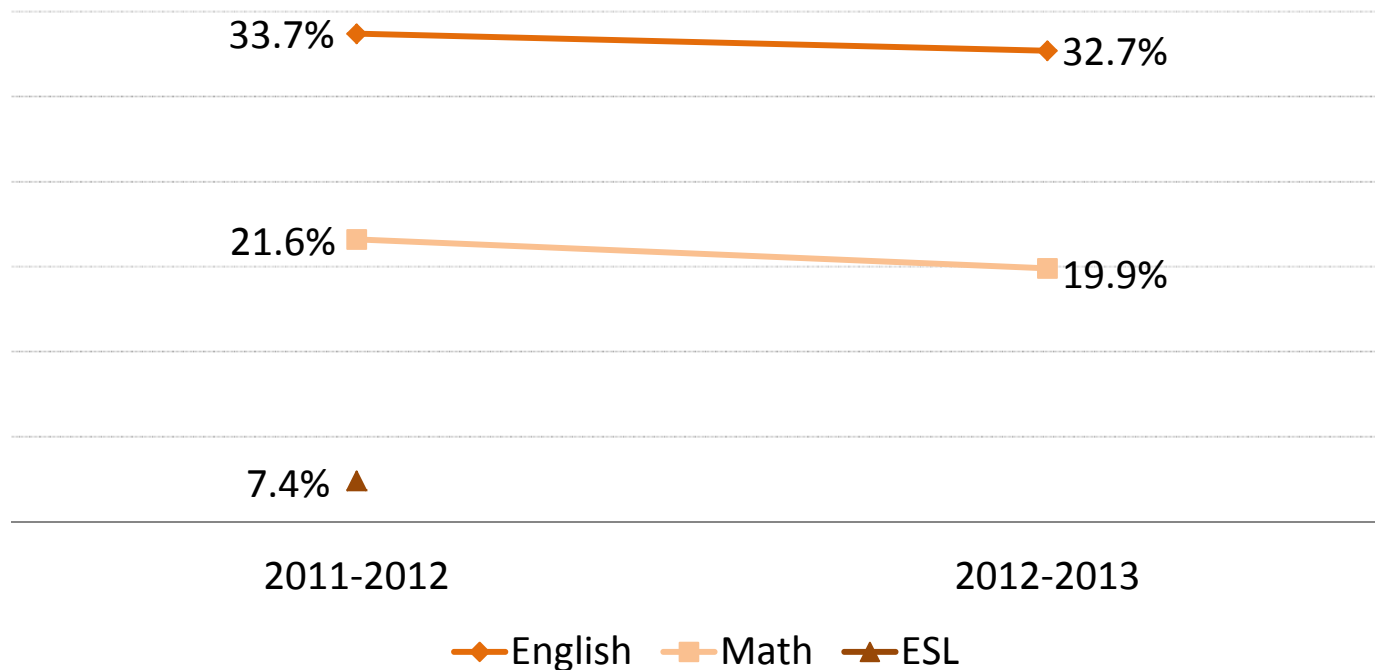


Among those whose first record in the CCC system is at El Camino College who are degree-, certificate-, and/or transfer-seeking students: the percentage who achieved at least 30 units anywhere in the CCC system within six years.



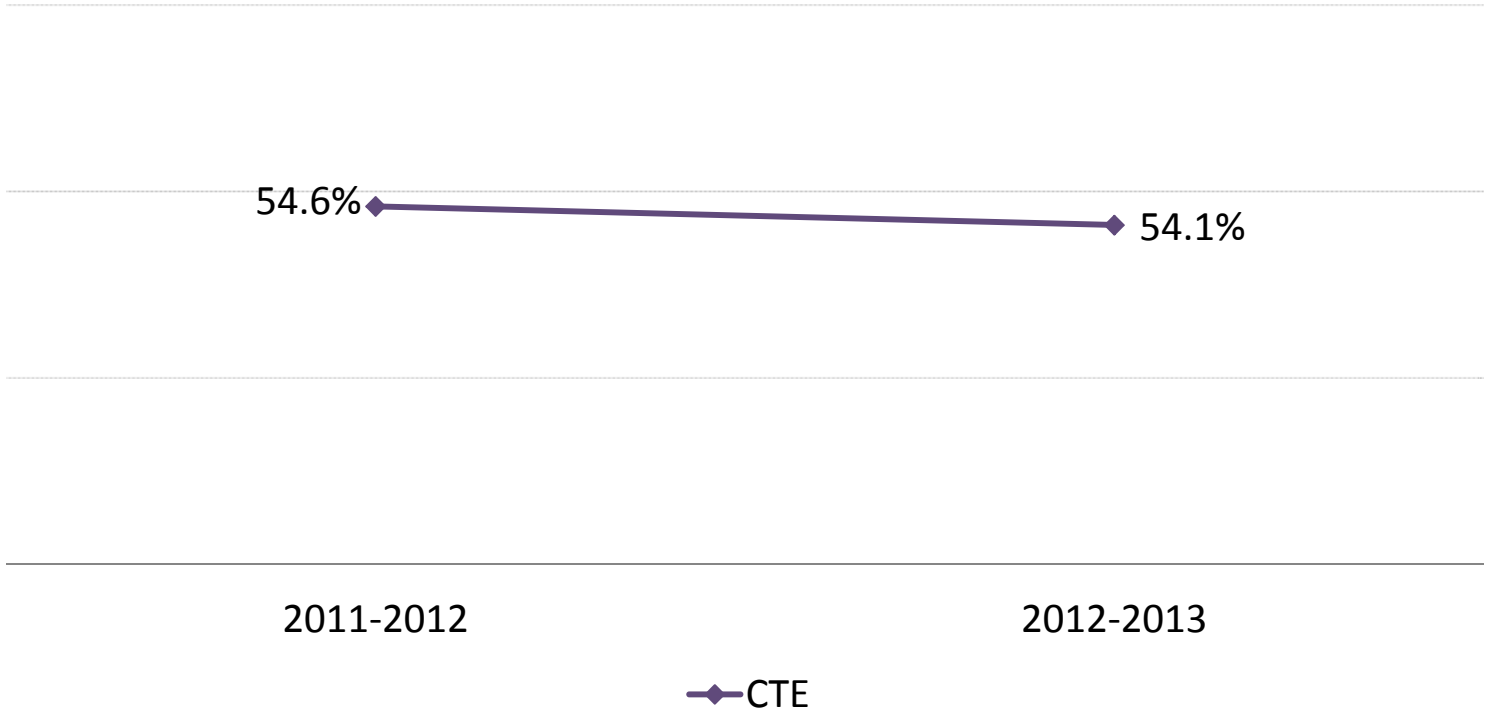
STUDENT SUCCESS SCORECARD

Remedial Progress Rates



Among credit students whose first attempt of below-transfer-level English, Math, and/or ESL in the CCC system is at El Camino College: the percentage who completed a college-level course in the same discipline anywhere in the CCC system within six years.

Career and Technical Education Completion Rates



Among those whose first attempt of a CTE course in the CCC system is at El Camino College and completed more than eight units in courses classified as career technical education (or vocational) in a single discipline: the percentage who completed a degree or certificate, or who transferred anywhere in the CCC system within six years.

Thank you!

Next Steps:

1. Special Trustee, Elected Board & community questions & discussion
2. Special Trustee accepts the 2014 Student Success Scorecard

Scorecard rates will be tracked and analyzed as part of local Student Achievement rates