

Fall 2022
Professional Development

Keith Curry, Ed.D.
President/CEO, Compton College

August 18, 2022



Welcome to the Fall 2022 Semester!



*Create your
success story!*

www.compton.edu



Kamilo Ali Curry – My 12-Year-Old



[Kamilo driving in the Dominican Republic](#) (video)

Kamilo Ali Curry – 7th Grader



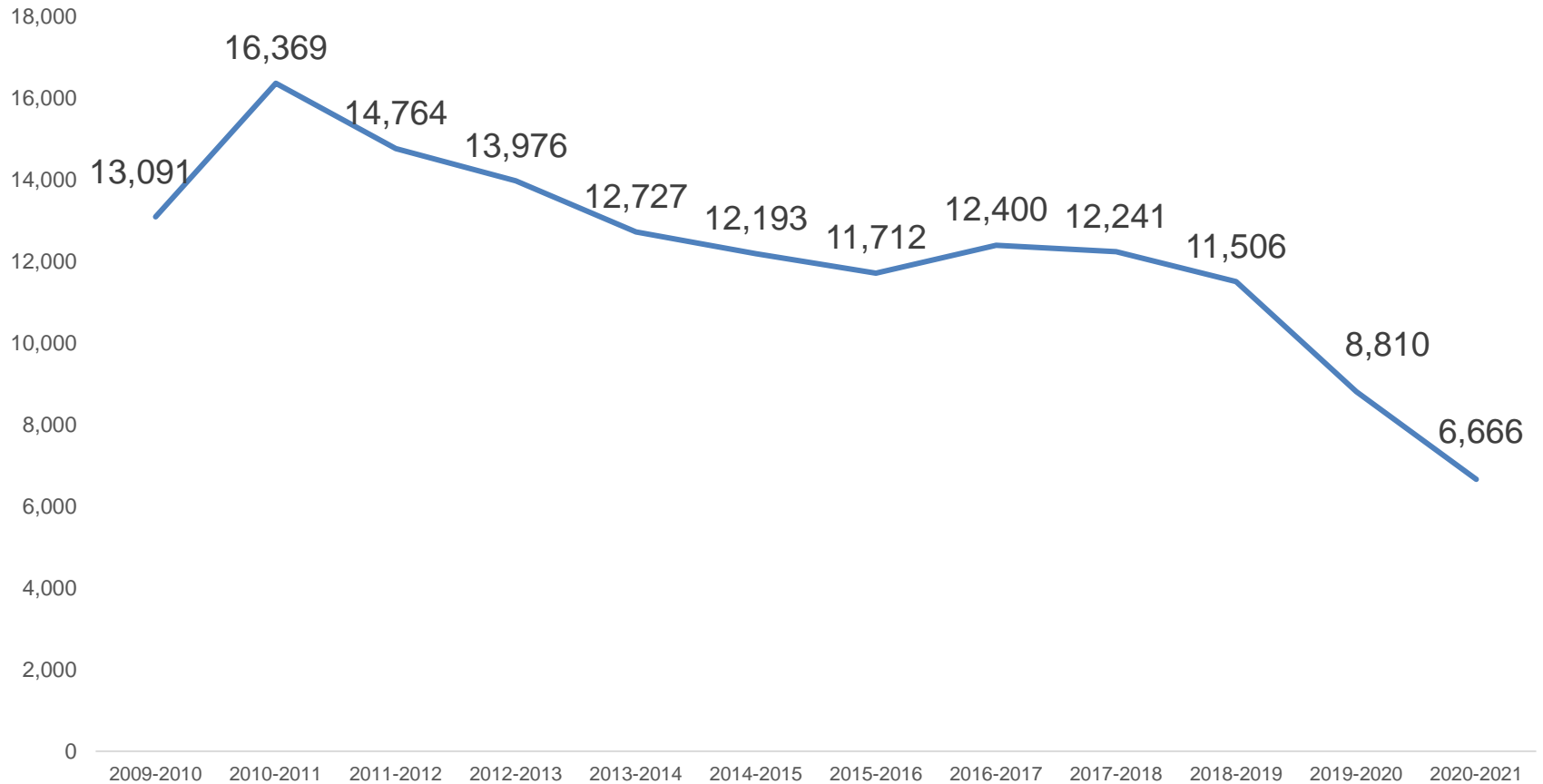


STUDENT DATA AND TRENDS



Annual Enrollment Trend

Total Student Count

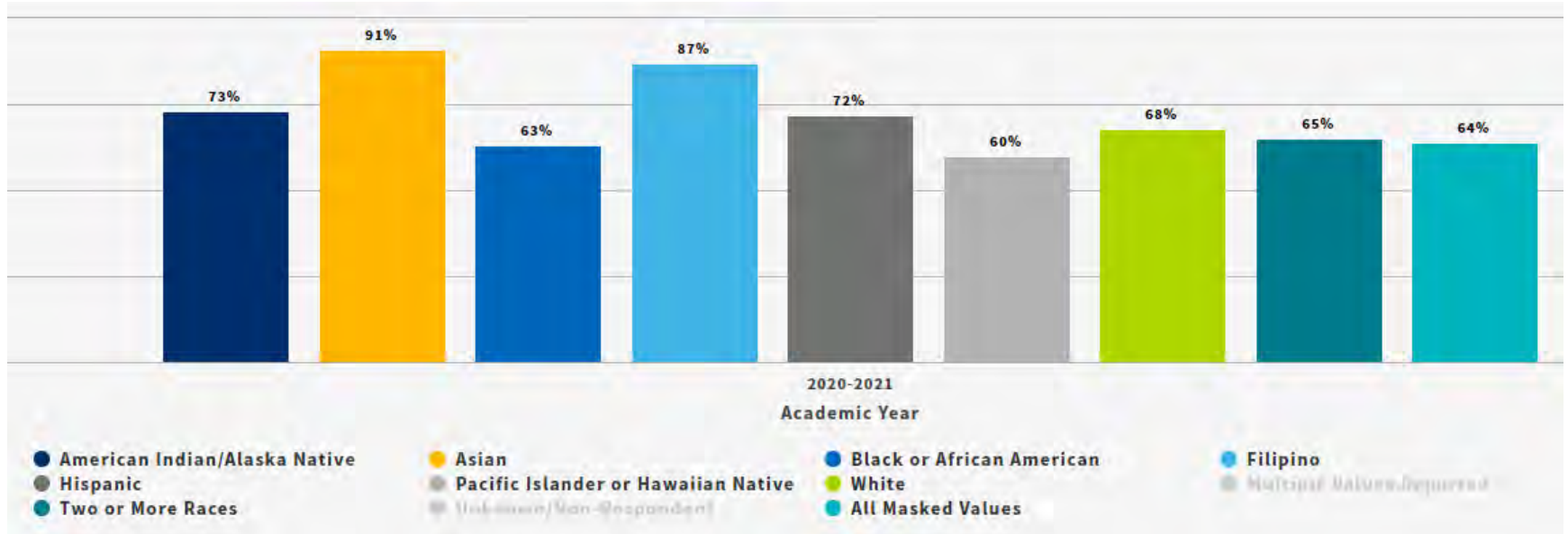


Source: [CCCCO Data Mart](#)



Course Success

Overall, course success has increased slightly over the last five years from 68% to 70%. However, the large number of “EW” grades due to COVID may have inflated the course success rate in recent years. We also see important persistent differences among ethnicity groups’ course success.

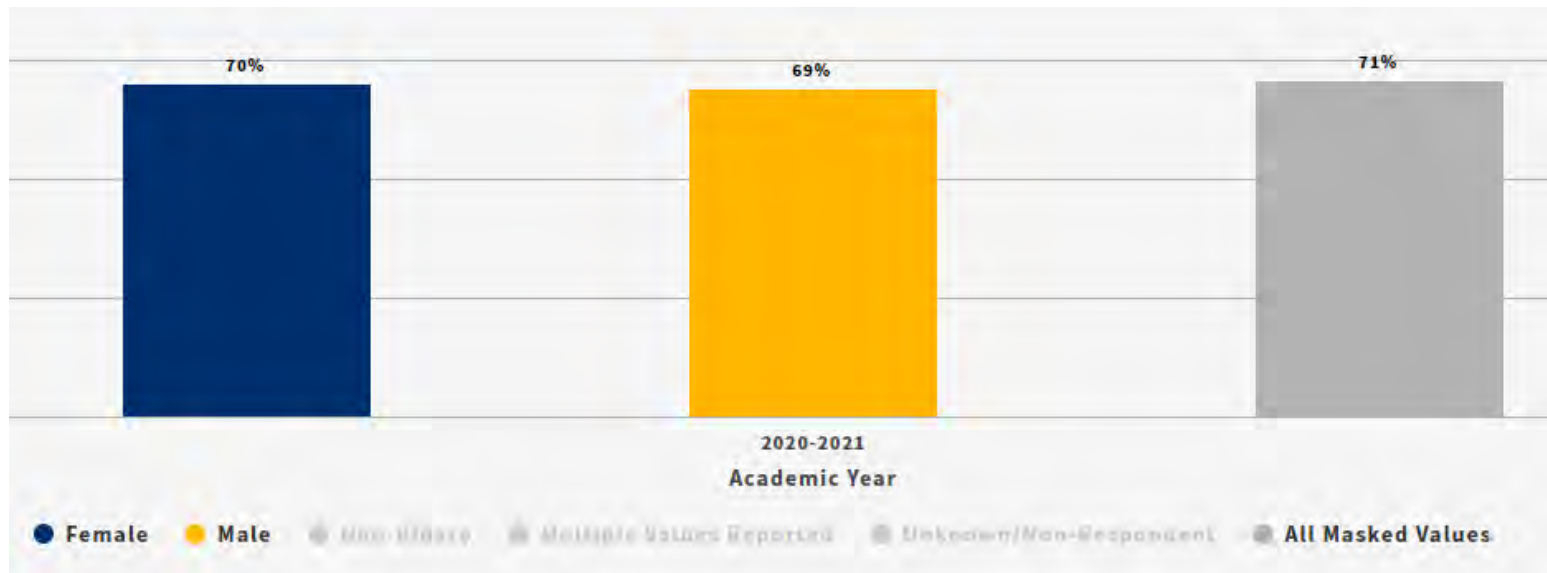


Source: 2020-2021 Course Success by Ethnicity, [Cal-Pass Plus Student Success Metrics](#)



Course Success by Gender

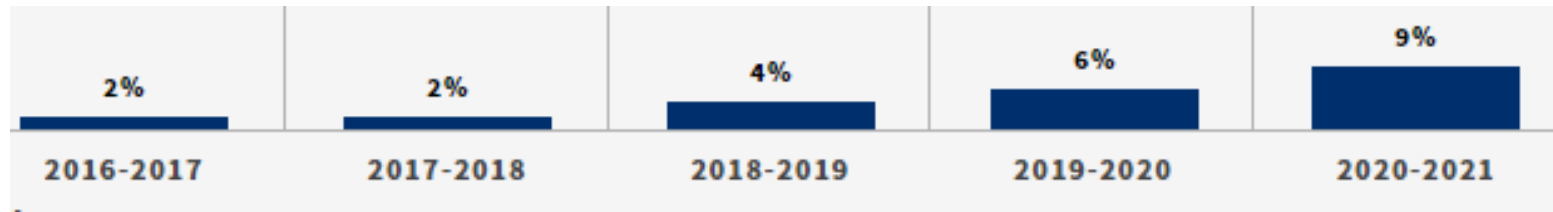
Female students slightly outpace male students in course success.



Source: 2020-2021 Course Success by Gender, [Cal-Pass Plus Student Success Metrics](#)

Math and English Success

Four times more students completed transfer-level math and English in their first year compared to four years ago, but still only 9% meet this milestone.



Disproportionately Impacted Groups: (2021 first-time cohort)

All student groups are low performing!

- Filipino, White, and Two or More 0%
- Students with Disabilities 0%, (0 of 11)
- Homeless 0% (0 of 6)

Source: [Cal-Pass Plus Cohort View](#)

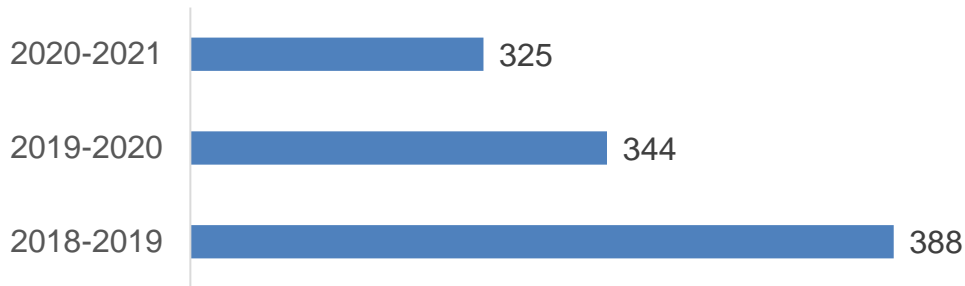
Large Scale of Insecurity

Compton College outpaces other community colleges in housing and food insecurity.

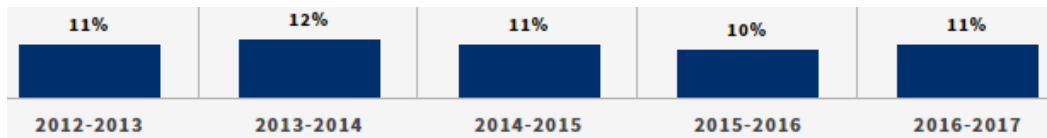
	Food Insecurity	Housing Insecurity	Homelessness
Compton College - 2018	59%	68%	18%
California Community College - 2018	50%	60%	19%
Compton College - 2019	56%	63%	23%
#RealCollege National Survey - 2019	39%	46%	17%

Transfer

Counts of students who transfer each year:



About 1 out of 10 students transfer after 3 years:



% who transferred by the year they started at Compton College

Disproportionately Impacted Groups:

(started at Compton in 2016-2017 and transferred after 3 years)

- Black or African American 6% (11 of 165)
- Pacific Islander 0% (0 of 8)
- Males 8% (23 of 279)
- Students with Disabilities 3%, (* of 28)
- Foster Youth 0% (0 of 20)
- LGBTQ 0% (0 of 9)



PAUSE AND REIMAGINE STUDENT SUCCESS



Pause and Reimagine Student Success

- 2022-2023 Compton College Outreach and Recruitment Activities and Calendar
- Compton College Institutional Self-Evaluation Report
- Student Learning Outcomes and Services Area Outcomes
- Compton College Guided Pathways Implementation
- First Year Experience Program Redesign

Pause and Reimagine Student Success

- Implementation of the Honors Transfer Program
- Distance Education
- Open Educational Resources and Zero Cost Textbooks
- Implementation and Evaluation of Activities in [2022-2023 Annual Planning Cycle Final Report](#)

Pause and Reimagine Student Success

- [Compton College Student Resources](#)
- [Memorandum of Understanding between County of Los Angeles Department of Public Social Services and Compton Community College District for Data Sharing to Increase CalFresh Participation](#)
- [Compton College Guaranteed Income Program](#)
- Implementation of the [Compton College Response to the California Community Colleges Chancellor's Office Call to Action](#)



COVID-19 UPDATE AND THE NEW NORMAL



Vaccination Requirements

- All employees working on campus are required to submit proof of full vaccination status or receive an approved exemption/accommodation.
 - Employees receiving an approved exemption or accommodation from the Compton CCD vaccination requirement shall, if allowed on campus without vaccination, be subject to weekly COVID-19 testing.
- Students enrolled in in-person, on-campus classes are required to submit proof of full vaccination status or receive and approved exemption for the fall 2022 semester. The student vaccination requirement ends December 31, 2022 and will not be in effect beginning with the winter 2023 term.

Emergency Grants

Ongoing Distribution of \$350 Vaccination Incentive for Students:

- \$1,023,050 distributed to 2,923 students

The Compton College Financial Aid Office has disbursed the following funds on behalf of the CARES Act Grant Program:

- \$451,178 in HEERF II funds to 1,741 students for Spring 2022.
- \$148,932 in HEERF II funds to 756 students for Winter 2022.
- \$795,800 in HEERF II funds to 608 students for Fall 2021.
- \$147,602 in HEERF II funds to 811 students for Summer 2021.
- \$496,729 in HEERF II funds to 1979 students for Spring 2021.
- \$300,881 in CARES Act funds to 576 students for Spring 2021.
- \$48,000 in CARES Act funds to 160 students for Winter 2021.
- \$522,200 in CARES Act funds to 1272 students for Fall 2020.
- \$180,960 in CARES Act funds to 580 students for Summer 2020.
- \$485,800 in CARES Act funds to 1,389 students for Spring 2020.

New Normal

- [Entry to Campus Phase Out Timeline](#) updated August 1, 2022.
 - The District strongly recommends all individuals, students, and employees, who travel outside of the Los Angeles County area test for COVID-19, regardless of vaccination status or presence of symptoms, prior to returning to campus.
 - Pandemic Coordinators will review the timeline and provide updates by October 1, 2022.
- Pandemic Coordinators are rewriting the [Pandemic – Emergency Operations Plan](#) based on the LACDPH Guidance for Institutes of Higher Education and lessons learned from the pandemic.
- A new Remote Work policy is in progress.



PRESIDENT/CEO PRIORITIES



Fall 2022 Professional Development Day

2022-2023 President/CEO Priorities

1. Ensure faculty, staff, and students are in a safe and healthy environment.
2. Continue to focus on recruitment and retention efforts at Compton College.
3. Continue with Succession Planning, focusing on improving how we document our various processes and procedures.
4. Continue to focus on the implementation of Diversity, Equity, Inclusion, and Accessibility (DEIA) activities at Compton College.
5. Continue to monitor the implementation of the activities associated with the [Compton College Response to the Call to Action](#).

2022-2023 President/CEO Priorities

6. Continue to monitor the implementation of the recommendations/activities outlined in the [Compton College 2024](#) documents.
7. Continue to support the Foundation for Compton CCD.
8. Continue to be more accessible to Compton College faculty, Classified Staff, administrators/supervisors, students, and the community.
9. Continue to follow up on all recommendations and requests and include information in the President/CEO Messages 'Closing the Loop' section.
10. Support Professional Development opportunities for faculty, Classified Staff, and students.

2022-2023 President/CEO Priorities

11. Continue to monitor the implementation of the [California Competes Connecting Workforce and Adult Education Efforts to Advance Student Success Project Recommendations for Compton College](#).
12. Continue to monitor the implementation of the [Collaborative Governance Document](#).
13. Monitor the state and Compton CCD budgets.
14. Monitor the completion of Compton College facilities projects.

The Blame Game / Accountability



Thank You!

I appreciate everyone's hard work and dedication to the success of our students.