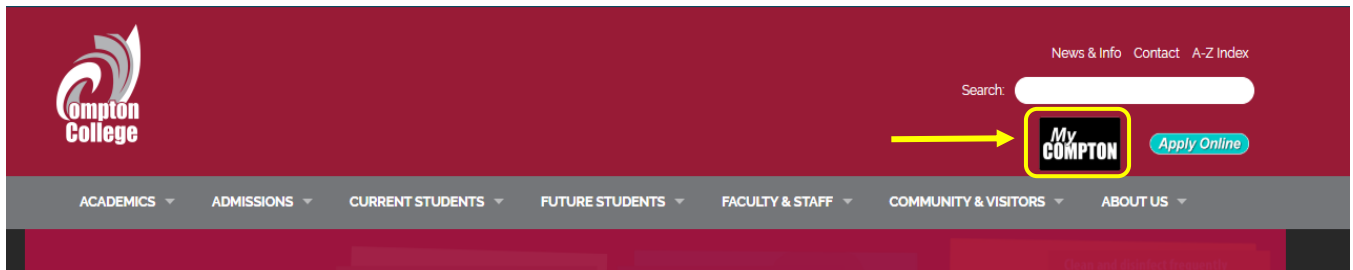


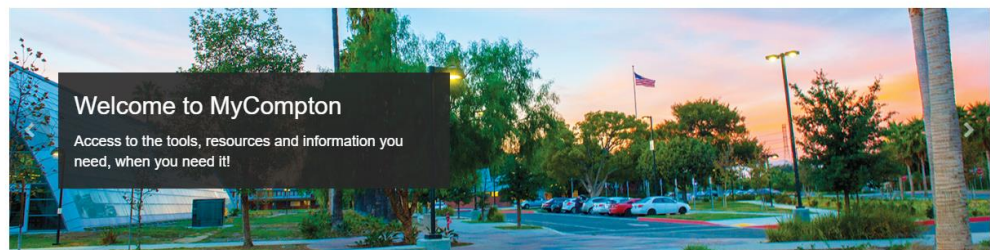


# How to Access EdReady Student Guide

1. To access free online tutoring support from EdReady first login to your **MyCompton** portal from the [Compton College Homepage](#).



2. From your MyCompton homepage click on the **Learning Resources** tile.



3. On the Learning Resources page click on the **EdReady** tile. This will take you to the Compton College EdReady homepage.



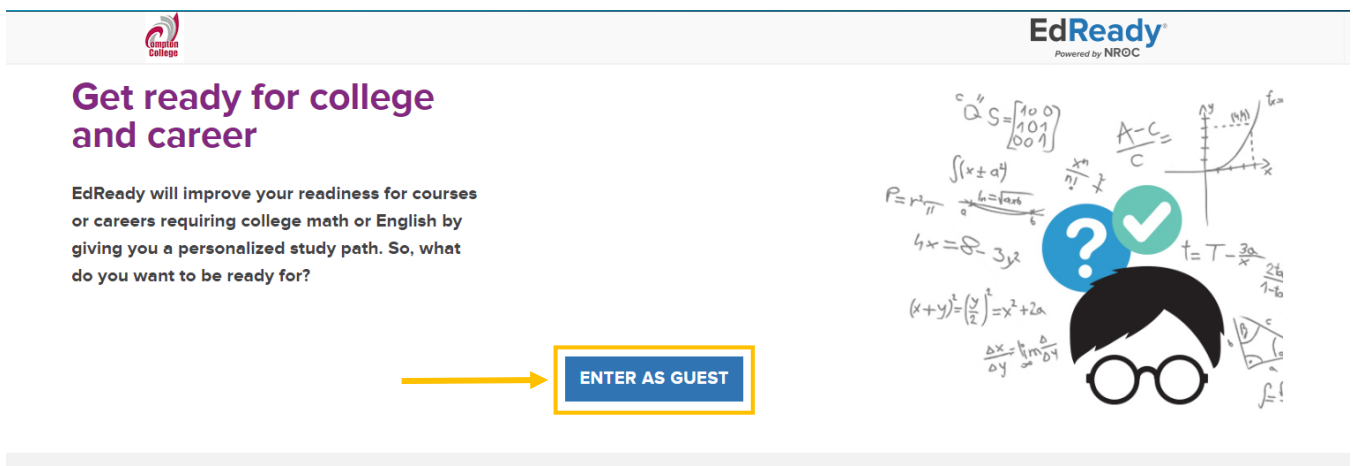
**NetTutor** – Professional tutoring 24 hours per day, 7 days a week

**EdReady** – Math & English supplemental resources

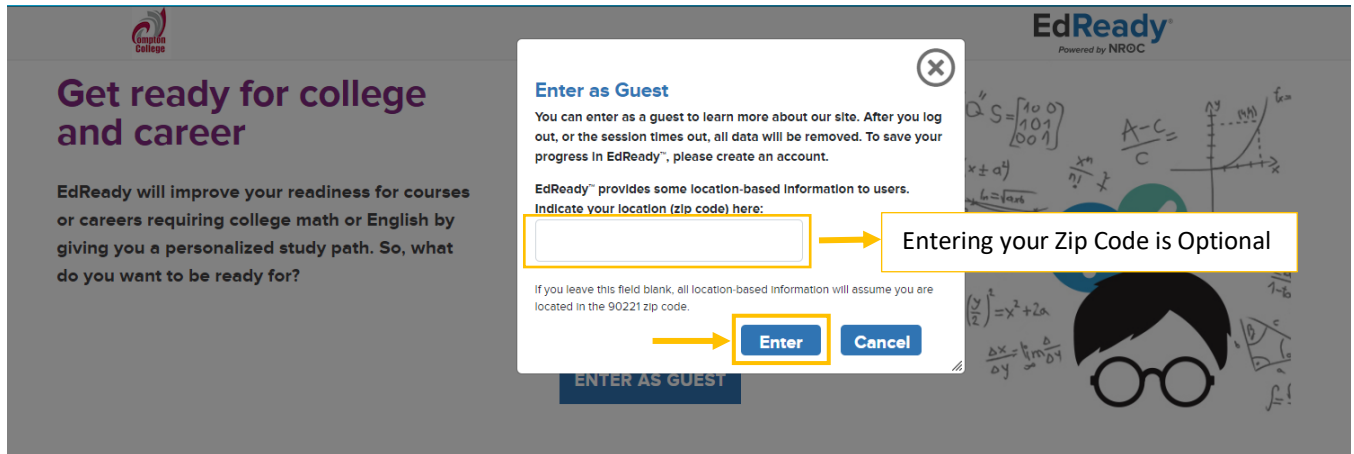
**LinkedIn Learning** - Enhance your skills with expert-led, online video tutorials

[Student Success Center](#)

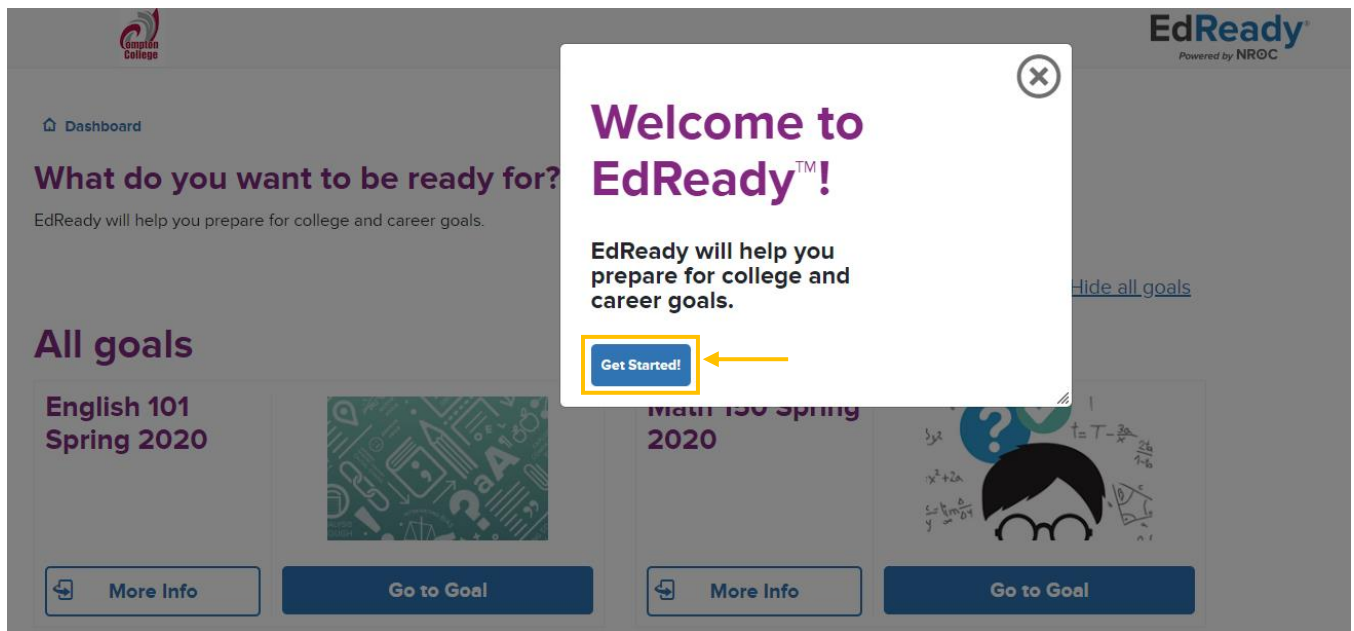
4. On the EdReady Compton College homepage click on **Enter As Guest**.



5. A dialogue box will appear asking you to enter your zip code. You can either enter your zip code and then click **Enter** or leave the box blank and click **Enter**.



6. On the next page you will see a dialogue box that says Welcome to EdReady. Click on **Get Started**.



7. You should now see a page titled *What do you want to be ready for?* Below this is a list of classes, also called goals. These goals have been carefully curated by Compton College faculty to assist you with your classes.



[Dashboard](#)

## What do you want to be ready for?

EdReady will help you prepare for college and career goals.

[Hide all goals](#)

### All goals

|                                    |                            |                                 |                            |
|------------------------------------|----------------------------|---------------------------------|----------------------------|
| <b>English 101<br/>Spring 2020</b> |                            | <b>Math 150 Spring<br/>2020</b> |                            |
| <a href="#">More Info</a>          | <a href="#">Go to Goal</a> | <a href="#">More Info</a>       | <a href="#">Go to Goal</a> |
| <b>Math 67 Spring<br/>2020</b>     |                            | <b>Math 73 Spring<br/>2020</b>  |                            |
| <a href="#">More Info</a>          | <a href="#">Go to Goal</a> | <a href="#">More Info</a>       | <a href="#">Go to Goal</a> |

*Please note goal names are subject to change.*

8. Choose a subject area you would like support in and click **Go to Goal** under that specific subject name.

# All goals

**English 101  
Spring 2020**

**More Info**

**Go to Goal**

9. When you access a goal for the first time you will be asked to complete a diagnostic. Click on **Start Diagnostic**. This will allow EdReady to customize your study path.

**EdReady**  
Powered by NROC

**Study Paths**

**English 101 Spring 2020**  
Complete the initial diagnostic and work through your study path until you reach the target score

**All goals**

**Start diagnostic**

**More Info** **Go to Goal**

10. Once you complete the diagnostic you will then be taken through a series of exercises designed to help you improve your subject matter skills.

If you have any questions on how to access and use EdReady please reach out to the SSC via email at [studentsuccesscenter@compton.edu](mailto:studentsuccesscenter@compton.edu) or through [Cranium Café](#).

**We are here to support you!**